



HURRICANETM HAND CHAIN HOIST

360°

The CM Hurricane 360° is available as an army-type, integrated trolley hoist, uniquely and smartly designed for a variety of applications. With all of the same great general features as the hook-mounted version, these compact units feature a low-headroom design for use in even the tightest spaces.

ARMY-TYPE, INTEGRATED TROLLEY HOIST

**1/2 TO 20 TON CAPACITIES
STANDARD LIFTS UP TO 30 FT.**

ADDITIONAL FEATURES

LOW HEADROOM DESIGN

The combination of the versatile CM Hurricane 360 with a low-headroom trolley provides even more flexibility in applications with low ceilings or limited space. Trolleys have reduced side clearances and end approach to aid in maneuvering heavy loads in tight spaces.

ADJUSTABLE & VERSATILE

Choose from plain or geared versions. These manual trolleys can be easily adjusted to fit to a wide range of beam widths and profiles due to threaded spindles (e.g. INP, IPE, IPB). Depending on the beam flange width, an adjustment up to 300 mm can be made easily.

SMOOTH OPERATION

Trolley wheels are designed for smooth rolling with pre-lubricated encapsulated ball bearings. Wheels manufactured from fracture-proof steel. Cambered profile suitable for flat and inclined beam profiles. Note: Trolley wheels are designed for a max. beam profile incline of 14% (DIN 1025 - part 1).

BEST-IN-CLASS SAFETY FEATURES

Standard anti-tilt and anti-drop features. Load limiter also comes standard to protect against dangerous overloads. Rubber bumpers optional for added safety.

RUGGED & DURABLE

Steel load bars are connected directly to the hoist frame for added strength and durability.

ADDITIONAL OPTIONS AVAILABLE

Units are available with a variety of options to suit your application, including:

- Chain containers
- Zinc-plated load and hand chain
- Latchlok hooks
- Without standard load limiter
- Trolley guards
- Larger beam trolleys
- Track clamps
- Rubber bumpers

**LIFETIME
WARRANTYTM**



PLAIN
MODEL




GEARED
MODEL

CM Hurricane 360°
Army-Type, Integrated Trolley Hoist
1-TON CAPACITY



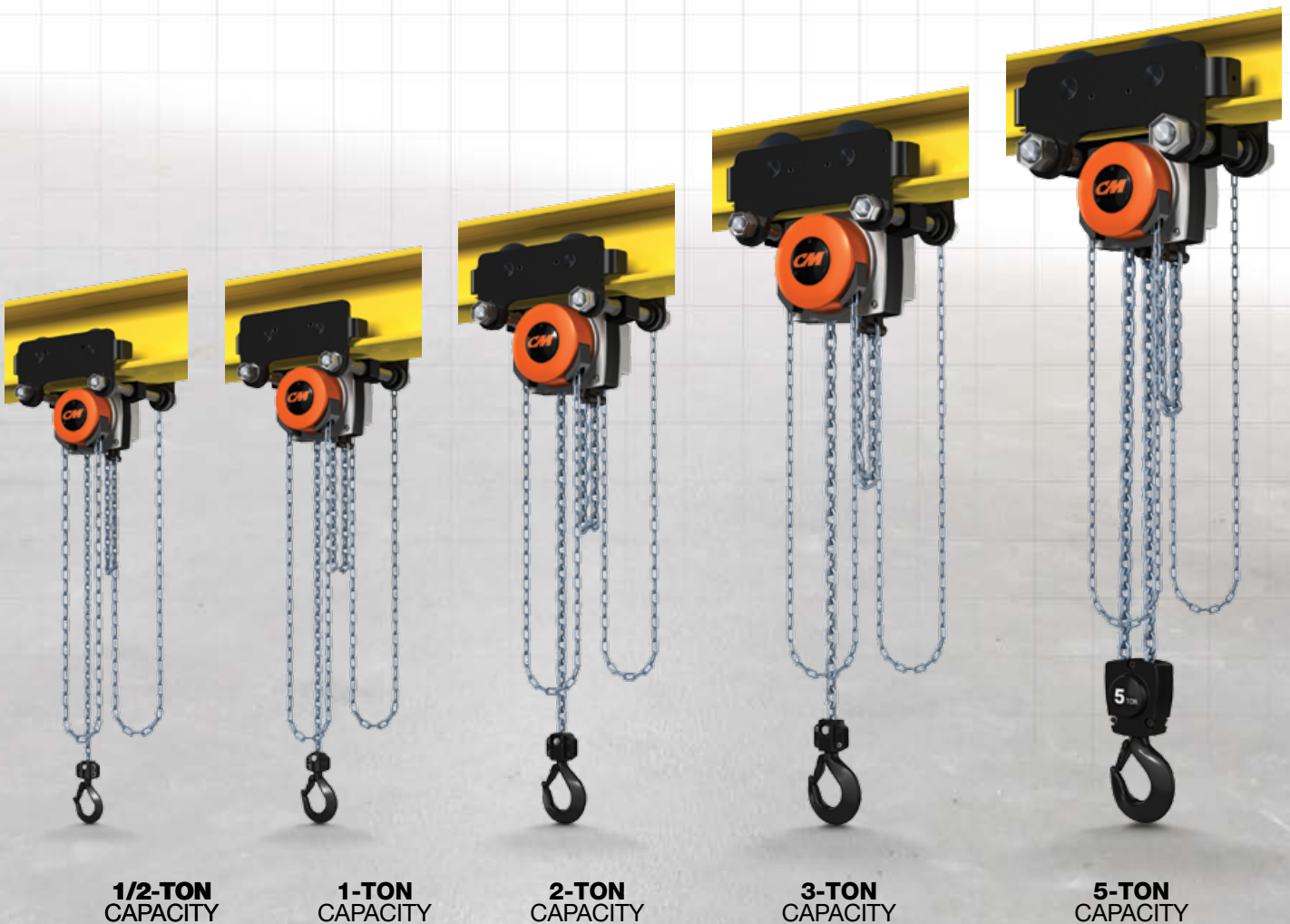
THREADED SPINDLE



TROLLEY WHEEL WITH CAMBERED PROFILE

The CM Hurricane 360° is available as an **army-type, integrated trolley hoist** with standard lifts up to 30 feet.

Plain trolley hoists are available in capacities from 1/2 to 5 tons. Geared trolley hoists (pictured below) are available in capacities from 1/2 to 20 tons.



**1/2-TON
CAPACITY**

**1-TON
CAPACITY**

**2-TON
CAPACITY**

**3-TON
CAPACITY**

**5-TON
CAPACITY**



10-TON
CAPACITY

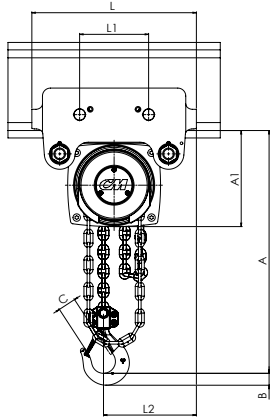


15-TON
CAPACITY

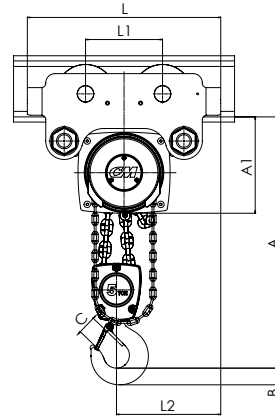
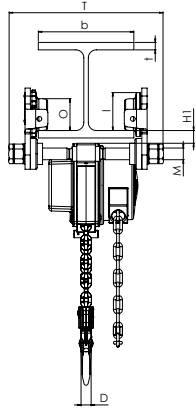


20-TON
CAPACITY

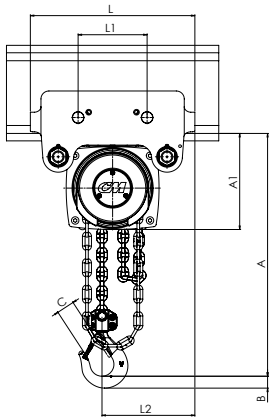
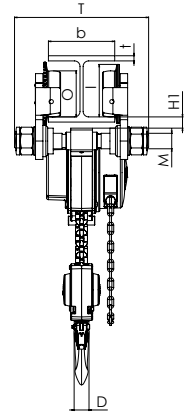
ARMY-TYPE, INTEGRATED TROLLEY HOISTS



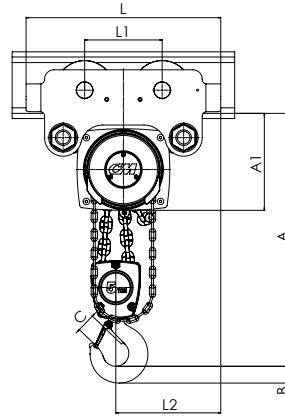
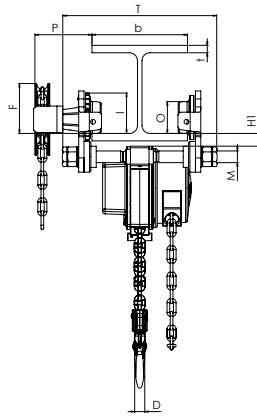
PLAIN TROLLEY HOIST
1/2 TO 3 TON



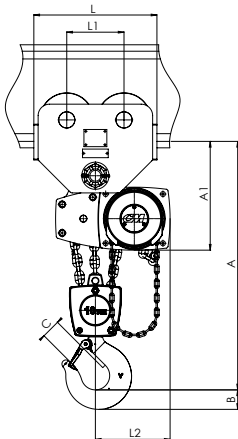
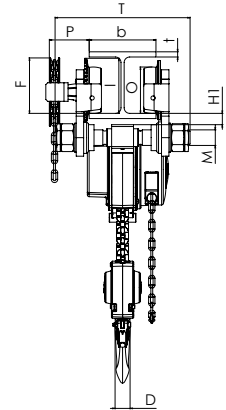
PLAIN TROLLEY HOIST
5 TON



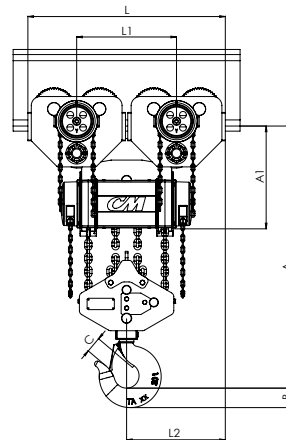
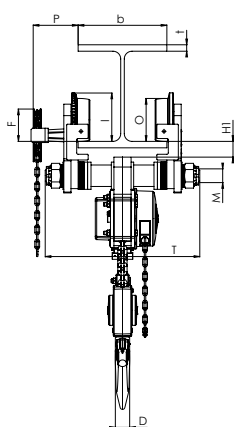
GEARED TROLLEY HOIST
1/2 TO 3 TON



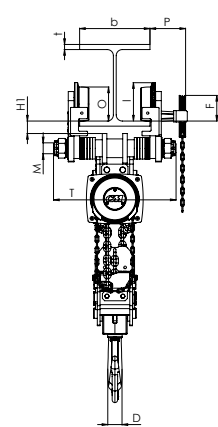
GEARED TROLLEY HOIST
5 TON



GEARED TROLLEY HOIST
10 TON



GEARED TROLLEY HOIST
15 & 20 TON



SPECIFICATIONS

Product Code		Capacity Ton (kg)	Lift		Weight (lbs.)				Reeving	Hand Chain Pull to Lift Rated Load lbs. (kg)	Hand Chain Overhauled to Lift Load One Foot ft. (m)	Beam Flange Thickness in. (mm)	Standard Flange Adjustment Range in. (mm)	Minimum Radius Curve in. (mm)
Plain Trolley	Gearred Trolley		ft.	m	Plain Trolley A	Gearred Trolley A	Plain Trolley B	Gearred Trolley B						
HU500PA10	HU500GA10	1/2 (500)	10	3	44	53	46	55	1	44 (20)	30 (9.1)	0.74 (19)	"A" Size* 3.94 to 7.09 (100 to 180)	0.035 (0.9)
HU500PA15	HU500GA15		15	4.5	45	54	48	57						
HU500PA20	HU500GA20		20	6	47	56	51	60						
HU500PA30	HU500GA30		30	9	50	59	56	65						
HU1000PA10	HU1000GA10	1 (1,000)	10	3	60	71	64	73	1	54 (24)	49 (14.9)	0.74 (19)	"A" Size* 3.94 to 7.09 (100 to 180)	0.035 (0.9)
HU1000PA15	HU1000GA15		15	4.5	62	73	66	75						
HU1000PA20	HU1000GA20		20	6	65	76	69	78						
HU1000PA30	HU1000GA30		30	9	70	81	74	83						
HU2000PA10	HU2000GA10	2 (2000)	10	3	97	108	101	110	1	74 (34)	71 (21.6)	0.74 (19)	"A" Size* 3.94 to 7.09 (100 to 180)	0.045 (1.15)
HU2000PA15	HU2000GA15		15	4.5	102	113	106	115						
HU2000PA20	HU2000GA20		20	6	106	117	110	119						
HU2000PA30	HU2000GA30		30	9	115	126	119	128						
HU3000PA10	HU3000GA10	3 (3,000)	10	3	170	181	174	185	1	92 (42)	87 (26)	1.06 (27)	"A" Size* 3.94 to 7.09 (100 to 180)	A=0.059 B=0.055 (A=1.5mm B=1.4mm)
HU3000PA15	HU3000GA15		15	4.5	177	188	181	192						
HU3000PA20	HU3000GA20		20	6	184	195	188	199						
HU3000PA30	HU3000GA30		30	9	198	209	202	213						
HU5000PA10	HU5000GA10	5 (5,000)	10	3	275	286	284	295	2	76 (34)	174 (53)	1.06 (27)	"A" Size* 3.94 to 7.09 (100 to 180)	A=0.078 B=0.070 (A=2.0mm B=1.8mm)
HU5000PA15	HU5000GA15		15	4.5	289	300	298	309						
HU5000PA20	HU5000GA20		20	6	304	315	313	324						
HU5000PA30	HU5000GA30		30	9	333	344	342	353						
-	HU1000GB10	10 (10,000)	10	3	-	-	-	445	3	102 (46)	261 (79.3)	1.57 (40)	"B" Size 7.09 to 11.81 (180 to 300)	0.070 (1.8)
-	HU1000GB15		15	4.5	-	-	-	466						
-	HU1000GB20		20	6	-	-	-	488						
-	HU1000GB30		30	9	-	-	-	531						
-	HU1500GB10	15 (15,000)	10	3	-	-	-	894	6	2 x 76 (2 x 34)	522 (2 x 261) (159.1 (2 x 79.3))	1.57 (40)	"B" Size 7.09 to 11.81 (180 to 300)	3.75 (9.5mm)
-	HU1500GB15		15	4.5	-	-	-	936						
-	HU1500GB20		20	6	-	-	-	978						
-	HU1500GB30		30	9	-	-	-	1062						
-	HU2000GB10	20 (20,000)	10	3	-	-	-	894	6	2 x 102 (2 x 46)	522 (2 x 261) (159.1 (2 x 79.3))	1.57 (40)	"B" Size 7.09 to 11.81 (180 to 300)	3.75 (9.5mm)
-	HU2000GB15		15	4.5	-	-	-	936						
-	HU2000GB20		20	6	-	-	-	978						
-	HU2000GB30		30	9	-	-	-	1062						

Other lifts available. Contact factory.
 Standard hand chain drop 2 ft. less than lift.
 * 1/2 to 5 ton units also available with an optional "B size" flange adjustment range of 7.09 to 11.81 inches.

DIMENSIONS

Product Code		Capacity Ton (kg)	Dimensions in inches (mm)																
Plain Trolley	Gearred Trolley		A	A1	B	C	D	F (Gearred)	H1	I Plain	I Gearred	L	L1	L2	M	O	P (Gearred)	T (A Size)	T (B Size)
HU500PA10	HU500GA10	1/2 (500)	9.65	6.22	0.67	0.94	0.55	3.62	0.96	2.81	3.01	10.63	5.12	6.26	M18	2.36	4.25	11.02	15.75
HU500PA15	HU500GA15		(245)	(158)	(17)	(24)	(14)	(92)	(24.5)	(71.5)	(76.5)	(270)	(130)	(159)	(60)	(108)	(280)	(400)	
HU500PA20	HU500GA20																		
HU500PA30	HU500GA30																		
HU1000PA10	HU1000GA10	1 (1,000)	10.71	7.01	0.87	1.14	0.75	3.62	0.94	2.81	3.01	12.2	5.12	6.89	M22	2.36	4.33	11.42	16.14
HU1000PA15	HU1000GA15		(272)	(178)	(22)	(29)	(19)	(92)	(24)	(71.5)	(76.5)	(310)	(130)	(175)	(60)	(110)	(290)	(410)	
HU1000PA20	HU1000GA20																		
HU1000PA30	HU1000GA30																		
HU2000PA10	HU2000GA10	2 (2000)	12.72	8.09	1.18	1.38	0.87	3.58	0.93	3.76	3.86	14.17	5.91	8.15	M27	3.15	4.41	12.01	16.73
HU2000PA15	HU2000GA15		(323)	(205.5)	(30)	(35)	(22)	(91)	(23.5)	(95.5)	(98)	(360)	(150)	(207)	(80)	(112)	(305)	(425)	
HU2000PA20	HU2000GA20																		
HU2000PA30	HU2000GA30																		
HU3000PA10	HU3000GA10	3 (3,000)	15.04	9.92	1.5	1.57	1.18	4.21	1.26	5.16	5.22	17.52	7.09	10.08	M30	4.41	4.41	12.6	17.32
HU3000PA15	HU3000GA15		(382)	(252)	(38)	(40)	(30)	(107)	(32)	(131)	(132.5)	(445)	(180)	(256)	(112)	(112)	(320)	(440)	
HU3000PA20	HU3000GA20																		
HU3000PA30	HU3000GA30																		
HU5000PA10	HU5000GA10	5 (5,000)	21.65	10.26	1.77	1.85	1.46	5.89	1.2	5.61	5.85	20.67	8.23	11.14	M42	4.92	4.61	14.33	19.06
HU5000PA15	HU5000GA15		(550)	(260.5)	(45)	(47)	(37)	(149.5)	(30.5)	(142.5)	(148.5)	(525)	(209)	(283)	(125)	(117)	(364)	(484)	
HU5000PA20	HU5000GA20																		
HU5000PA30	HU5000GA30																		
-	HU1000GB10	10 (10,000)	30.87	14.96	2.68	2.68	1.97	4.45	2.17	-	6.65	16.93	7.87	10.28	M48	5.91	6.22	-	21.26
-	HU1000GB15		(784)	(380)	(68)	(68)	(50)	(113)	(55)		(169)	(430)	(200)	(261)	(150)	(158)		(540)	
-	HU1000GB20																		
-	HU1000GB30																		
-	HU1500GB10	15 (15,000)	45.47	17.83	3.39	2.52	2.2	4.45	2.17	-	6.65	34.25	17.32	17.13	M48	5.91	6.22	-	21.26
-	HU1500GB15		(1155)	(453)	(86)	(64)	(56)	(113)	(55)		(169)	(870)	(440)	(435)	(150)	(158)		(540)	
-	HU1500GB20																		
-	HU1500GB30																		
-	HU2000GB10	20 (20,000)	45.47	17.83	3.39	2.52	2.2	4.45	2.17	-	6.65	34.25	17.32	17.13	M48	5.91	6.22	-	21.26
-	HU2000GB15		(1155)	(453)	(86)	(64)	(56)	(113)	(55)		(169)	(870)	(440)	(435)	(150)	(158)		(540)	
-	HU2000GB20																		
-	HU2000GB30																		