

SUNCOR STAINLESS, INC.

SHACKLES

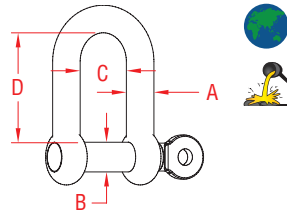


www.suncorstainless.com

STRAIGHT D SHACKLE



316 STAINLESS STEEL WITH SCREW PIN

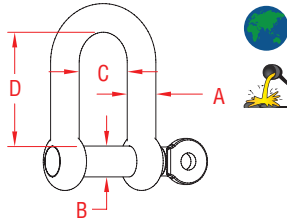


ITEM	A	B	C	D	WLL	WT
	(size)				(lb)	(lb)
S0115-0004	5/32"	0.15"	0.31"	0.55"	200	0.02
S0115-0005	3/16"	0.19"	0.45"	0.76"	500	0.04
S0115-0006	1/4"	0.23"	0.48"	0.85"	750	0.06
S0115-0008	5/16"	0.31"	0.67"	1.11"	1,000	0.14
S0115-0010	3/8"	0.39"	0.78"	1.37"	1,200	0.25
S0115-0012	15/32"	0.46"	0.95"	1.66"	1,500	0.43
S0115-0013	1/2"	0.54"	1.09"	1.84"	2,500	0.66
S0115-0016	5/8"	0.61"	1.25"	2.01"	3,000	0.90
S0115-0020	3/4"	0.74"	1.46"	2.57"	4,000	1.62
S0115-0022	7/8"	0.86"	1.70"	2.92"	5,000	2.49
S0115-0025	1"	0.96"	1.95"	3.45"	6,000	3.63
S0115-0032	1-1/4"	1.25"	2.50"	4.35"	9,000	7.42

STRAIGHT D SHACKLE



316 STAINLESS STEEL WITH CAPTIVE PIN



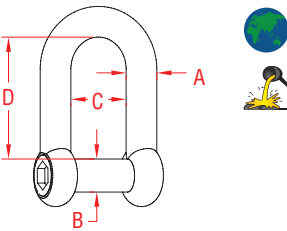
ITEM	A	B	C	D	WLL	WT
	(size)				(lb)	(lb)
S0115-CP04	5/32"	0.17"	0.32"	0.55"	200	0.02
S0115-CP05	3/16"	0.19"	0.37"	0.69"	500	0.03
S0115-CP06	1/4"	0.23"	0.47"	0.82"	750	0.05
S0115-CP08	5/16"	0.31"	0.62"	1.10"	1,000	0.12
S0115-CP10	3/8"	0.39"	0.79"	1.34"	1,200	0.23
S0115-CP12	1/2"	0.47"	0.95"	1.65"	1,500	0.38

NOTE:
PIN HAS SELF-LOCKING FEATURE SO PIN WILL NOT BACK OUT. PIN IS INTEGRAL TO THE BODY AND WILL NOT FALL OUT WHEN OPEN. PIN IS NOT REPLACEABLE OR REMOVABLE FROM THE SHACKLE.

STRAIGHT D SHACKLE



316 STAINLESS STEEL WITH NO SNAG PIN



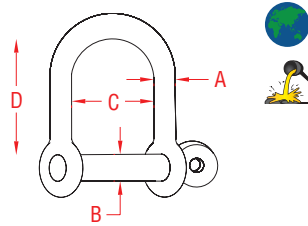
ITEM	A	B	C	D	WLL	WT
	(size)				(lb)	(lb)
S0115-NS06	1/4"	0.23"	0.48"	0.85"	750	0.05
S0115-NS08	5/16"	0.31"	0.67"	1.11"	1,000	0.13
S0115-NS10	3/8"	0.39"	0.79"	1.38"	1,200	0.24
S0115-NS12	15/32"	0.47"	0.93"	1.64"	1,500	0.41
S0115-NS13	1/2"	0.54"	1.09"	1.84"	2,500	0.64
S0115-NS16	5/8"	0.64"	1.27"	2.19"	3,000	0.94
S0115-NS20	3/4"	0.75"	1.50"	2.60"	4,000	1.55
S0115-NS22	7/8"	0.87"	1.73"	3.01"	5,000	2.44
S0115-NS25	1"	0.98"	1.94"	3.42"	6,000	3.56

NOTE:
NO SNAG PIN SITS FLUSH WITH BODY OF SHACKLE. LARGER SIZES WITH SLOTTED HEAD. SUNCOR RECOMMENDS THE USE OF A LOCKING FLUID WITH THIS TYPE OF SHACKLE.

WIDE D SHACKLE



316 STAINLESS STEEL WITH SCREW PIN

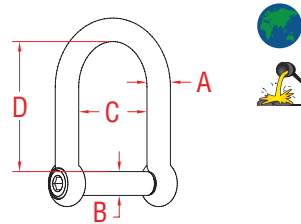


ITEM	A	B	C	D	WLL	WT
	(size)				(lb)	(lb)
S0114-0006	1/4"	0.24"	0.92"	1.31"	750	0.08
S0114-0008	5/16"	0.32"	1.11"	1.22"	1,000	0.14
S0114-0010	3/8"	0.40"	1.54"	2.14"	1,200	0.33
S0114-0012	1/2"	0.47"	1.89"	2.59"	1,500	0.56

WIDE D SHACKLE



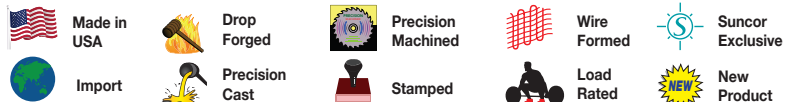
316 STAINLESS STEEL WITH NO SNAG PIN



ITEM	A	B	C	D	WLL	WT
	(size)				(lb)	(lb)
S0114-NS06	1/4"	0.24"	0.92"	1.31"	750	0.08
S0114-NS08	5/16"	0.32"	1.11"	1.22"	1,000	0.14
S0114-NS10	3/8"	0.40"	1.54"	2.14"	1,200	0.33
S0114-NS12	1/2"	0.47"	1.89"	2.59"	1,500	0.56



Key:



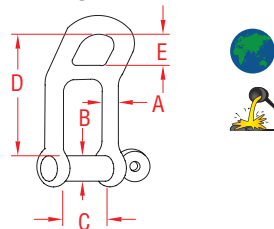
ORDERS ONLY: 800-394-2222 (USA+CANADA)

All logos, icons, images, measurements and descriptions are the sole property of Suncor Stainless, Inc. © 2020 Suncor Stainless, Inc.

HEADBOARD SHACKLE



316 STAINLESS STEEL WITH CAPTIVE PIN



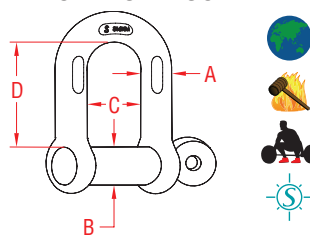
ITEM	A	B	C	D	E	WLL	WT
	(size)					(lb)	(lb)
S0173-0006	1/4"	0.30"	0.48"	1.70"	0.44"	750	0.10
S0173-0008	5/16"	0.38"	0.63"	2.20"	0.58"	1,000	0.22
S0173-0010	3/8"	0.47"	0.78"	2.80"	0.74"	1,200	0.42
S0173-0012	1/2"	0.54"	0.94"	3.25"	0.88"	1,500	0.71

NOTE:
PIN HAS SELF-LOCKING FEATURE SO PIN WILL NOT BACK OUT. PIN IS INTEGRAL TO THE BODY AND WILL NOT FALL OUT WHEN OPEN. PIN IS NOT REPLACEABLE OR REMOVABLE FROM THE SHACKLE.

CHAIN SHACKLE



316-NM STAINLESS STEEL WITH OVERSIZE SCREW PIN



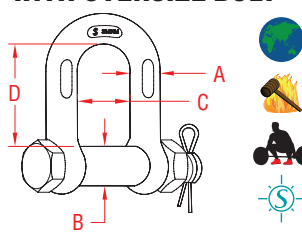
ITEM	A	B	C	D	WLL	WT
	(size)				(lb)	(lb)
S0115-FS07	1/4"	0.31"	0.46"	0.87"	1,000	0.09
S0115-FS08	5/16"	0.38"	0.52"	1.02"	1,300	0.16
S0115-FS10	3/8"	0.44"	0.65"	1.24"	1,500	0.28
S0115-FS12	7/16"	0.50"	0.75"	1.43"	2,000	0.43
S0115-FS13	1/2"	0.63"	0.79"	1.58"	3,000	0.70
S0115-FS16	5/8"	0.75"	1.05"	1.94"	4,000	1.70
S0115-FS20	3/4"	0.88"	1.20"	2.40"	6,000	2.13
S0115-FS22	7/8"	1.00"	1.45"	2.88"	8,000	3.22
S0115-FS25	1"	1.13"	1.67"	3.20"	10,000	4.77

NOTE:
1/A/W FED. SPECIFICATION RR-C-271, TYPE IVB, CLASS 2, (EXCEPT 316 STAINLESS STEEL). MEETS ASME B30.26-2010 SECTION 26-0. MARKED TO THE NEAREST FRACTIONAL TON.

BOLT CHAIN SHACKLE



316-NM STAINLESS STEEL WITH OVERSIZE BOLT



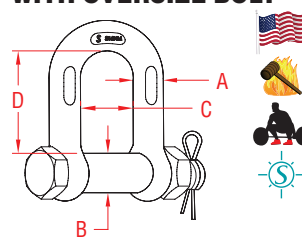
ITEM	A	B	C	D	WLL	WT
	(size)				(lb)	(lb)
S0115-SA07	1/4"	0.31"	0.46"	0.87"	1,000	0.11
S0115-SA08	5/16"	0.38"	0.52"	1.02"	1,300	0.18
S0115-SA10	3/8"	0.44"	0.65"	1.24"	1,500	0.31
S0115-SA12	7/16"	0.50"	0.75"	1.43"	2,000	0.50
S0115-SA13	1/2"	0.63"	0.79"	1.58"	3,000	0.74
S0115-SA16	5/8"	0.75"	1.05"	1.94"	4,000	1.41
S0115-SA20	3/4"	0.88"	1.20"	2.40"	6,000	2.36
S0115-SA22	7/8"	1.01"	1.45"	2.88"	8,000	3.46
S0115-SA25	1"	1.13"	1.67"	3.20"	10,000	4.85

NOTE:
1/A/W FED. SPECIFICATION RR-C-271, TYPE IVB, CLASS 3, (EXCEPT 316 STAINLESS STEEL). MEETS ASME B30.26-2010 SECTION 26-0. MARKED TO THE NEAREST FRACTIONAL TON.

US BOLT CHAIN SHACKLE



316-NM STAINLESS STEEL WITH OVERSIZE BOLT



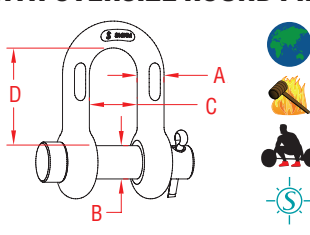
ITEM	A	B	C	D	WLL	WT
	(size)				(lb)	(lb)
S0115-SA07-US	1/4"	0.31"	0.46"	0.87"	1,000	0.11
S0115-SA08-US	5/16"	0.38"	0.52"	1.02"	1,300	0.18
S0115-SA10-US	3/8"	0.44"	0.65"	1.24"	1,500	0.31
S0115-SA12-US	7/16"	0.50"	0.75"	1.43"	2,000	0.50
S0115-SA13-US	1/2"	0.63"	0.79"	1.58"	3,000	0.74
S0115-SA16-US	5/8"	0.75"	1.05"	1.94"	4,000	1.41
S0115-SA20-US	3/4"	0.88"	1.20"	2.40"	6,000	2.36
S0115-SA22-US	7/8"	1.01"	1.45"	2.88"	8,000	3.46
S0115-SA25-US	1"	1.13"	1.67"	3.20"	10,000	4.85

NOTE:
1/A/W FED. SPECIFICATION RR-C-271, TYPE IVB, CLASS 3, (EXCEPT 316 STAINLESS STEEL). MEETS ASME B30.26-2010 SECTION 26-0. MARKED TO THE NEAREST FRACTIONAL TON.

ROUND PIN CHAIN SHACKLE



316-NM STAINLESS STEEL WITH OVERSIZE ROUND PIN



ITEM	A	B	C	D	WLL	WT
	(size)				(lb)	(lb)
S0115-RP07	1/4"	0.32"	0.46"	0.87"	1,000	0.09
S0115-RP08	5/16"	0.37"	0.52"	1.02"	1,300	0.16
S0115-RP10	3/8"	0.44"	0.65"	1.24"	1,500	0.28
S0115-RP12	7/16"	0.50"	0.75"	1.43"	2,000	0.43
S0115-RP13	1/2"	0.63"	0.79"	1.58"	3,000	0.70
S0115-RP16	5/8"	0.75"	1.05"	1.94"	4,000	1.70
S0115-RP20	3/4"	0.88"	1.20"	2.40"	6,000	2.13
S0115-RP22	7/8"	1.00"	1.45"	2.88"	8,000	3.22
S0115-RP25	1"	1.13"	1.67"	3.20"	10,000	4.77

NOTE:
1/A/W FED. SPECIFICATION RR-C-271, TYPE IVB, CLASS 1, (EXCEPT 316 STAINLESS STEEL). MARKED TO THE NEAREST FRACTIONAL TON.

LIMITED LIFETIME WARRANTY

SUNCOR STAINLESS®

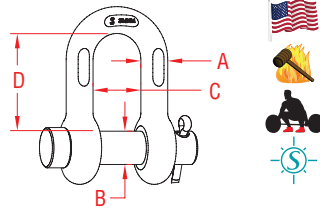
TEL 508-732-9191 • FAX 508-732-9798 • ORDERS ONLY 800-394-2222

www.suncorstainless.com

US ROUND PIN CHAIN SHACKLE



316-NM STAINLESS STEEL WITH OVERSIZE ROUND PIN



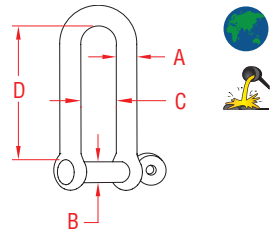
ITEM	A	B	C	D	WLL	WT
	(size)				(lb)	(lb)
S0115-RP07-US	1/4"	0.32"	0.46"	0.87"	1,000	0.09
S0115-RP08-US	5/16"	0.37"	0.52"	1.02"	1,300	0.16
S0115-RP10-US	3/8"	0.44"	0.65"	1.24"	1,500	0.28
S0115-RP12-US	7/16"	0.50"	0.75"	1.43"	2,000	0.43
S0115-RP13-US	1/2"	0.63"	0.79"	1.58"	3,000	0.70
S0115-RP16-US	5/8"	0.75"	1.05"	1.94"	4,000	1.70
S0115-RP20-US	3/4"	0.88"	1.20"	2.40"	6,000	2.13
S0115-RP22-US	7/8"	1.00"	1.45"	2.88"	8,000	3.22
S0115-RP25-US	1"	1.13"	1.67"	3.20"	10,000	4.77

NOTE:
1/A/W FED. SPECIFICATION RR-C-271, TYPE IVB, CLASS 1, (EXCEPT 316 STAINLESS STEEL). MARKED TO THE NEAREST FRACTIONAL TON.

LONG D SHACKLE



316 STAINLESS STEEL WITH SCREW PIN

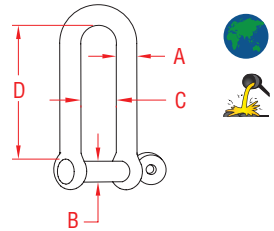


ITEM	A	B	C	D	WLL	WT
	(size)				(lb)	(lb)
S0138-0004	5/32"	0.15"	0.32"	1.19"	200	0.03
S0138-0005	3/16"	0.19"	0.43"	1.50"	500	0.05
S0138-0006	1/4"	0.23"	0.49"	1.74"	750	0.08
S0138-0008	5/16"	0.31"	0.68"	2.31"	1,000	0.18
S0138-0010	3/8"	0.38"	0.78"	2.88"	1,200	0.35
S0138-0012	1/2"	0.47"	0.93"	3.50"	1,500	0.62

LONG D SHACKLE



316 STAINLESS STEEL WITH CAPTIVE PIN



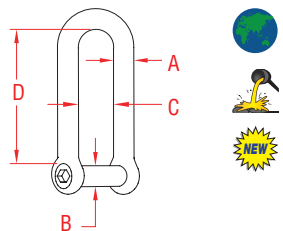
ITEM	A	B	C	D	WLL	WT
	(size)				(lb)	(lb)
S0138-CP04	5/32"	0.15"	0.30"	1.17"	200	0.03
S0138-CP05	3/16"	0.19"	0.39"	1.47"	500	0.05
S0138-CP06	1/4"	0.23"	0.46"	1.77"	750	0.08
S0138-CP08	5/16"	0.31"	0.61"	2.36"	1,000	0.18
S0138-CP10	3/8"	0.38"	0.78"	2.95"	1,200	0.34
S0138-CP12	1/2"	0.47"	0.93"	3.54"	1,500	0.57

NOTE:
PIN HAS SELF-LOCKING FEATURE SO PIN WILL NOT BACK OUT. PIN IS INTEGRAL TO THE BODY AND WILL NOT FALL OUT WHEN OPEN. PIN IS NOT REPLACEABLE OR REMOVABLE FROM THE SHACKLE.

LONG D SHACKLE



316 STAINLESS STEEL WITH NO SNAG PIN



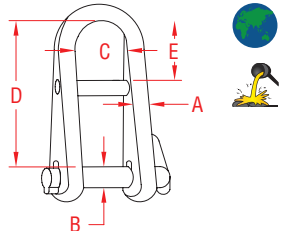
ITEM	A	B	C	D	WT
	(size)				(lb)
S0138-NS06	1/4"	0.23"	0.49"	1.81"	0.08
S0138-NS08	5/16"	0.32"	0.66"	2.37"	0.20
S0138-NS10	3/8"	0.38"	0.79"	2.97"	0.35
S0138-NS12	1/2"	0.47"	0.96"	3.55"	0.59

NOTE:
NO SNAG PIN SITS FLUSH WITH BODY OF SHACKLE. SUNCOR RECOMMENDS THE USE OF A LOCKING FLUID WITH THIS TYPE OF SHACKLE.

HALYARD SHACKLE



STAINLESS STEEL WITH KEY PIN



ITEM	A	B	C	D	E	WLL	WT
	(size)					(lb)	(lb)
316 STAINLESS STEEL							
S0164-0005	3/16"	0.20"	0.47"	1.48"	0.52"	500	0.07
S0164-0006	1/4"	0.24"	0.56"	1.70"	0.61"	750	0.11
S0164-0008	5/16"	0.31"	0.75"	2.37"	0.84"	1,000	0.25
BL							
(lb)							
17-4 PH STAINLESS STEEL							
S0164-HR05	3/16"	0.20"	0.47"	1.48"	0.52"	2,500	0.07
S0164-HR06	1/4"	0.24"	0.56"	1.70"	0.61"	3,900	0.11
S0164-HR08	5/16"	0.31"	0.75"	2.37"	0.84"	5,000	0.25



Key:



Made in USA



Drop Forged



Precision Machined



Wire Formed



Suncor Exclusive



Import



Precision Cast



Stamped



Load Rated



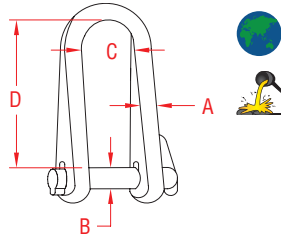
New Product

ORDERS ONLY: 800-394-2222 (USA+CANADA)

LONG SHACKLE



STAINLESS STEEL WITH KEY PIN

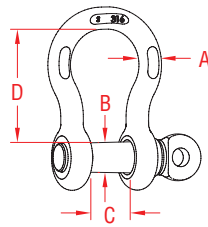


ITEM	A	B	C	D	WLL	WT
	(size)				(lb)	(lb)
316 STAINLESS STEEL						
S0167-0005	3/16"	0.20"	0.47"	1.43"	500	0.07
S0167-0006	1/4"	0.24"	0.56"	1.70"	750	0.11
S0167-0008	5/16"	0.31"	0.85"	2.30"	1,000	0.26
BL						
(lb)						
17-4 PH STAINLESS STEEL						
S0167-HR05	3/16"	0.20"	0.47"	1.43"	2,500	0.07
S0167-HR06	1/4"	0.24"	0.56"	1.70"	3,900	0.11
S0167-HR08	5/16"	0.31"	0.75"	2.30"	5,000	0.26

ANCHOR SHACKLE



316-NM STAINLESS STEEL WITH OVERSIZE SCREW PIN



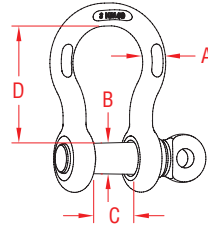
ITEM	A	B	C	D	WLL	WT
	(size)				(lb)	(lb)
S0116-FS05	3/16"	0.26"	0.41"	0.83"	650	0.05
S0116-FS07	1/4"	0.31"	0.47"	1.11"	1,000	0.10
S0116-FS08	5/16"	0.38"	0.53"	1.20"	1,300	0.17
S0116-FS10	3/8"	0.44"	0.66"	1.41"	1,500	0.30
S0116-FS12	7/16"	0.50"	0.72"	1.77"	2,000	0.50
S0116-FS13	1/2"	0.63"	0.82"	1.83"	3,000	0.71
S0116-FS16	5/8"	0.75"	1.02"	2.41"	4,000	1.39
S0116-FS20	3/4"	0.88"	1.25"	2.84"	6,000	2.31
S0116-FS22	7/8"	1.00"	1.48"	3.30"	8,000	3.64
S0116-FS25	1"	1.13"	1.70"	3.80"	10,000	5.18
S0116-FS32	1-1/4"	1.38"	2.03"	4.69"	14,000	9.88

NOTE: 1/A/W FED SPEC RR-C-271, TYPE IVA, CLASS 2, EXCEPT 316 STAINLESS. MEETS ASME B30.26-2010 SECTION 26-0. MARKED TO THE NEAREST FRACTIONAL TON.

US ANCHOR SHACKLE



316-NM STAINLESS STEEL WITH OVERSIZE SCREW PIN



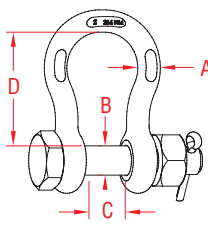
ITEM	A	B	C	D	WLL	WT
	(size)				(lb)	(lb)
S0116-FS07-US	1/4"	0.31"	0.47"	1.11"	1,000	0.10
S0116-FS08-US	5/16"	0.38"	0.53"	1.20"	1,300	0.17
S0116-FS10-US	3/8"	0.44"	0.66"	1.41"	1,500	0.30
S0116-FS12-US	7/16"	0.50"	0.72"	1.77"	2,000	0.50
S0116-FS13-US	1/2"	0.63"	0.82"	1.83"	3,000	0.71
S0116-FS16-US	5/8"	0.75"	1.02"	2.41"	4,000	1.39
S0116-FS20-US	3/4"	0.88"	1.25"	2.84"	6,000	2.31
S0116-FS22-US	7/8"	1.00"	1.48"	3.30"	8,000	3.64
S0116-FS25-US	1"	1.13"	1.70"	3.80"	10,000	5.18

NOTE: 1/A/W FED SPEC RR-C-271, TYPE IVA, CLASS 2, EXCEPT 316 STAINLESS. MEETS ASME B30.26-2010 SECTION 26-0. DFARS COMPLIANT SHACKLES.

BOLT ANCHOR SHACKLE



316-NM STAINLESS STEEL WITH OVERSIZE BOLT



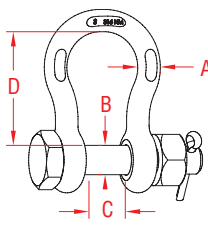
ITEM	A	B	C	D	WLL	WT
	(size)				(lb)	(lb)
S0116-SA07	1/4"	0.31"	0.47"	1.11"	1,000	0.12
S0116-SA08	5/16"	0.38"	0.53"	1.20"	1,300	0.18
S0116-SA10	3/8"	0.44"	0.66"	1.41"	1,500	0.35
S0116-SA12	7/16"	0.50"	0.72"	1.77"	2,000	0.57
S0116-SA13	1/2"	0.63"	0.82"	1.83"	3,000	0.84
S0116-SA16	5/8"	0.75"	1.02"	2.41"	4,000	1.64
S0116-SA20	3/4"	0.88"	1.25"	2.84"	6,000	2.75
S0116-SA22	7/8"	1.00"	1.48"	3.30"	8,000	4.18
S0116-SA25	1"	1.13"	1.70"	3.80"	10,000	5.61
S0116-SA32	1-1/4"	1.38"	2.03"	4.69"	14,000	9.88

NOTE: 1/A/W FED SPEC RR-C-271, TYPE IVA, CLASS 3, EXCEPT 316 STAINLESS. MEETS ASME B30.26-2010 SECTION 26-0. MARKED TO THE NEAREST FRACTIONAL TON.

US BOLT ANCHOR SHACKLE



316-NM STAINLESS STEEL WITH OVERSIZE BOLT



ITEM	A	B	C	D	WLL	WT
	(size)				(lb)	(lb)
S0116-SA07-US	1/4"	0.31"	0.47"	1.11"	1,000	0.12
S0116-SA08-US	5/16"	0.38"	0.53"	1.20"	1,300	0.18
S0116-SA10-US	3/8"	0.44"	0.66"	1.41"	1,500	0.35
S0116-SA12-US	7/16"	0.50"	0.72"	1.77"	2,000	0.57
S0116-SA13-US	1/2"	0.63"	0.82"	1.83"	3,000	0.84
S0116-SA16-US	5/8"	0.75"	1.02"	2.41"	4,000	1.64
S0116-SA20-US	3/4"	0.88"	1.25"	2.84"	6,000	2.75
S0116-SA22-US	7/8"	1.00"	1.48"	3.30"	8,000	4.18
S0116-SA25-US	1"	1.13"	1.70"	3.80"	10,000	5.61
S0116-SA32-US	1-1/4"	1.38"	2.03"	4.69"	14,000	9.88

NOTE: 1/A/W FED SPEC RR-C-271, TYPE IVA, CLASS 3, EXCEPT 316 STAINLESS. MEETS ASME B30.26-2010 SECTION 26-0. MARKED TO THE NEAREST FRACTIONAL TON.

LIMITED LIFETIME WARRANTY

SUNCOR STAINLESS®

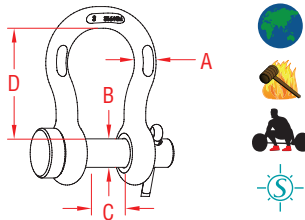
TEL 508-732-9191 • FAX 508-732-9798 • ORDERS ONLY 800-394-2222

www.suncorstainless.com

ROUND PIN ANCHOR SHACKLE



316-NM STAINLESS STEEL WITH OVERSIZE ROUND PIN



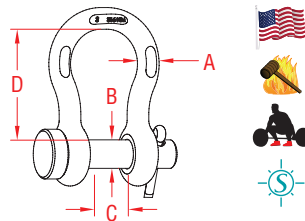
ITEM	A	B	C	D	WLL	WT
	(size)				(lb)	(lb)
S0116-RP07	1/4"	0.31"	0.47"	1.11"	1,000	0.10
S0116-RP08	5/16"	0.38"	0.53"	1.20"	1,300	0.17
S0116-RP10	3/8"	0.44"	0.66"	1.41"	1,500	0.32
S0116-RP12	7/16"	0.50"	0.72"	1.77"	2,000	0.49
S0116-RP13	1/2"	0.63"	0.82"	1.83"	3,000	0.72
S0116-RP16	5/8"	0.75"	1.02"	2.41"	4,000	1.53
S0116-RP20	3/4"	0.88"	1.25"	2.84"	6,000	2.36
S0116-RP22	7/8"	1.00"	1.48"	3.30"	8,000	4.00
S0116-RP25	1"	1.13"	1.70"	3.80"	10,000	5.27
S0116-RP32	1-1/4"	1.38"	2.03"	4.69"	14,000	9.88

NOTE:
1/A/W FEDERAL SPECIFICATION RR-C-271, TYPE IVA, CLASS 1, EXCEPT 316 STAINLESS. MARKED TO THE NEAREST FRACTIONAL TON.

US ROUND PIN ANCHOR SHACKLE



316-NM STAINLESS STEEL WITH OVERSIZE ROUND PIN



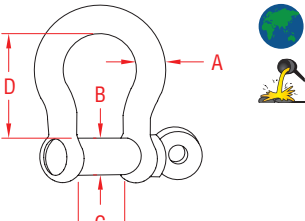
ITEM	A	B	C	D	WLL	WT
	(size)				(lb)	(lb)
S0116-RP07-US	1/4"	0.31"	0.47"	1.11"	1,000	0.10
S0116-RP08-US	5/16"	0.38"	0.53"	1.20"	1,300	0.17
S0116-RP10-US	3/8"	0.44"	0.66"	1.41"	1,500	0.32
S0116-RP12-US	7/16"	0.50"	0.72"	1.77"	2,000	0.49
S0116-RP13-US	1/2"	0.63"	0.82"	1.83"	3,000	0.72
S0116-RP16-US	5/8"	0.75"	1.02"	2.41"	4,000	1.53
S0116-RP20-US	3/4"	0.88"	1.25"	2.84"	6,000	2.36
S0116-RP22-US	7/8"	1.00"	1.48"	3.30"	8,000	4.00
S0116-RP25-US	1"	1.13"	1.70"	3.80"	10,000	5.27
S0116-RP32-US	1-1/4"	1.38"	2.03"	4.69"	14,000	9.88

NOTE:
1/A/W FEDERAL SPECIFICATION RR-C-271, TYPE IVA, CLASS 1, EXCEPT 316 STAINLESS. MARKED TO THE NEAREST FRACTIONAL TON.

BOW SHACKLE



316 STAINLESS STEEL WITH SCREW PIN

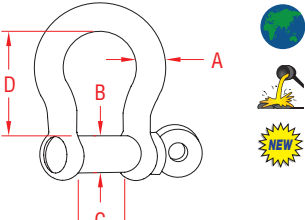


ITEM	A	B	C	D	WLL	WT
	(size)				(lb)	(lb)
S0116-0004	5/32"	0.16"	0.33"	0.75"	200	0.02
S0116-0005	3/16"	0.19"	0.43"	0.94"	500	0.04
S0116-0006	1/4"	0.23"	0.48"	1.08"	750	0.07
S0116-0008	5/16"	0.31"	0.67"	1.46"	1,000	0.16
S0116-0010	3/8"	0.39"	0.79"	1.77"	1,200	0.26
S0116-0012	15/32"	0.48"	0.94"	2.16"	1,500	0.50
S0116-0013	1/2"	0.51"	1.04"	2.33"	2,500	0.77
S0116-0016	5/8"	0.63"	1.25"	3.00"	3,000	1.21
S0116-0020	3/4"	0.74"	1.50"	3.34"	4,000	1.80
S0116-0022	7/8"	0.86"	1.72"	3.85"	5,000	2.90
S0116-0025	1"	0.96"	1.95"	4.17"	6,000	4.34
S0116-0032	1-1/4"	1.24"	2.50"	5.44"	9,000	9.02

BOW SHACKLE



316 STAINLESS STEEL WITH CAPTIVE PIN



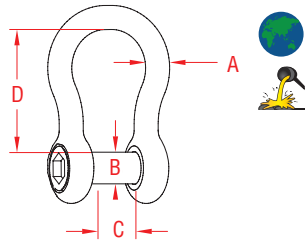
ITEM	A	B	C	D	WLL	WT
	(size)				(lb)	(lb)
S0116-CP04	5/32"	0.16"	0.33"	0.75"	200	0.02
S0116-CP05	3/16"	0.19"	0.43"	0.94"	500	0.04
S0116-CP06	1/4"	0.23"	0.48"	1.08"	750	0.07
S0116-CP08	5/16"	0.31"	0.67"	1.46"	1000	0.16
S0116-CP10	3/8"	0.39"	0.79"	1.77"	1200	0.30
S0116-CP12	15/32"	0.46"	0.96"	2.16"	1500	0.50

NOTE:
PIN HAS SELF-LOCKING FEATURE SO PIN WILL NOT BACK OUT. PIN IS INTEGRAL TO THE BODY AND WILL NOT FALL OUT WHEN OPEN. PIN IS NOT REPLACEABLE OR REMOVABLE FROM THE SHACKLE.

BOW SHACKLE



316 STAINLESS STEEL WITH NO SNAG PIN

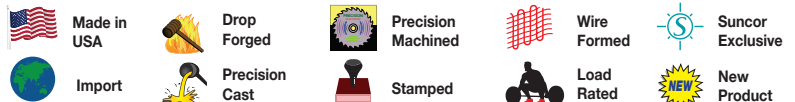


ITEM	A	B	C	D	WLL	WT
	(size)				(lb)	(lb)
S0116-NS06	1/4"	0.24"	0.47"	1.06"	750	0.06
S0116-NS08	5/16"	0.31"	0.67"	1.46"	1,000	0.16
S0116-NS10	3/8"	0.39"	0.79"	1.77"	1,200	0.26
S0116-NS12	15/32"	0.48"	0.94"	2.16"	1,500	0.46
S0116-NS13	1/2"	0.51"	1.04"	2.33"	2,500	0.70
S0116-NS16	5/8"	0.63"	1.25"	3.00"	3,000	1.13
S0116-NS20	3/4"	0.74"	1.50"	3.34"	4,000	1.75
S0116-NS22	7/8"	0.86"	1.72"	3.85"	5,000	2.85
S0116-NS25	1"	0.96"	1.95"	4.42"	6,000	4.30

NOTE:
NO SNAG PIN SITS FLUSH WITH BODY OF SHACKLE. LARGER SIZES WITH SLOTTED HEAD. SUNCOR RECOMMENDS THE USE OF A LOCKING FLUID WITH THIS TYPE OF SHACKLE.



Key:

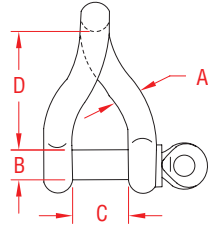


ORDERS ONLY: 800-394-2222 (USA+CANADA)

TWIST SHACKLE



316 STAINLESS STEEL WITH SCREW PIN

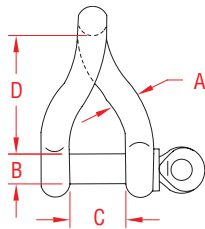


ITEM	A	B	C	D	WLL	WT
	(size)				(lb)	(lb)
S0163-0004	5/32"	0.16"	0.30"	0.63"	200	0.02
S0163-0005	3/16"	0.19"	0.38"	0.83"	500	0.04
S0163-0006	1/4"	0.23"	0.42"	1.00"	750	0.07
S0163-0008	5/16"	0.31"	0.63"	1.30"	1,000	0.16
S0163-0010	3/8"	0.38"	0.71"	1.80"	1,200	0.30
S0163-0012	1/2"	0.47"	0.95"	2.20"	1,500	0.51

TWIST SHACKLE



316 STAINLESS STEEL WITH CAPTIVE PIN



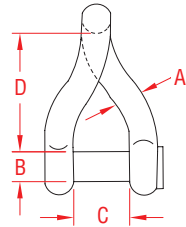
ITEM	A	B	C	D	WLL	WT
	(size)				(lb)	(lb)
S0163-CP06	1/4"	0.23"	0.51"	1.00"	750	0.07
S0163-CP08	5/16"	0.31"	0.96"	1.30"	1000	0.16
S0163-CP10	3/8"	0.38"	0.83"	1.83"	1200	0.30

NOTE:
PIN HAS SELF-LOCKING FEATURE SO PIN WILL NOT BACK OUT. PIN IS INTEGRAL TO THE BODY AND WILL NOT FALL OUT WHEN OPEN. PIN IS NOT REPLACEABLE OR REMOVABLE FROM THE SHACKLE.

TWIST SHACKLE



316 STAINLESS STEEL WITH NO SNAG PIN



ITEM	A	B	C	D	WLL	WT
	(size)				(lb)	(lb)
S0163-NS06	1/4"	0.23"	0.51"	1.00"	750	0.07
S0163-NS08	5/16"	0.31"	0.69"	1.30"	1000	0.16
S0163-NS10	3/8"	0.38"	0.83"	1.83"	1200	0.30
S0163-NS12	1/2"	0.47"	1.01"	2.20"	1500	0.51

NOTE:
NO SNAG PIN SITS FLUSH WITH BODY OF SHACKLE. SUNCOR RECOMMENDS THE USE OF A LOCKING FLUID WITH THIS TYPE OF SHACKLE.

SEIZING WIRE STAINLESS STEEL ANNEALED



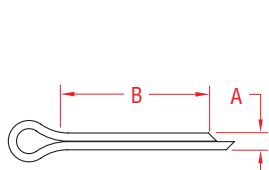
ITEM	A	B	WT
	(size)	(length)	(lb)
S0715-0020	0.020"	234'	0.27
S0715-0032	0.032"	92'	0.27
S0715-0041	0.041"	56'	0.27

NOTE:
USE SUNCOR'S QUALITY SEIZING WIRE TO KEEP SHACKLE PINS IN PLACE, AS SHOWN IN THE APPLICATION PHOTO TO THE LEFT.

COTTER PIN



18-8 STAINLESS STEEL



ITEM	A	B	WT
	(size)		(lb/100)
P0116-CT07	3/32"	0.75"	0.17
P0116-CT10	1/8"	0.75"	0.32
P0116-CT13	1/8"	1.13"	0.46
P0116-CT16	5/32"	1.75"	1.00
P0116-CT22	3/16"	1.50"	1.40
P0116-CT25	1/4"	1.75"	2.60

NOTE:
USED WITH ROUND PIN AND BOLT ANCHOR AND CHAIN SHACKLES.

LIMITED LIFETIME WARRANTY

SUNCOR STAINLESS®

TEL 508-732-9191 • FAX 508-732-9798 • ORDERS ONLY 800-394-2222

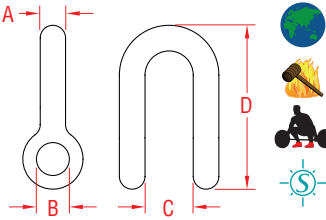
www.suncorstainless.com

SHACKLE COMPONENTS

CHAIN SHACKLE BODY



316-NM STAINLESS STEEL



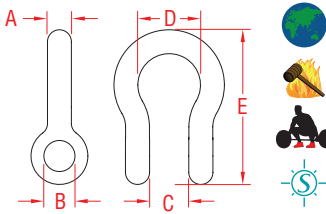
ITEM	A	B	C	D	WLL	WT
	(size)				(lb)	(lb)
P0115-BD07	1/4"	0.33"	0.47"	1.59"	1,000	0.05
P0115-BD08	5/16"	0.40"	0.53"	1.88"	1,300	0.09
P0115-BD10	3/8"	0.46"	0.66"	2.28"	1,500	0.18
P0115-BD12	7/16"	0.52"	0.75"	2.66"	2,000	0.25
P0115-BD13	1/2"	0.65"	0.81"	2.99"	3,000	0.38
P0115-BD16	5/8"	0.77"	1.06"	3.68"	4,000	0.77
P0115-BD20	3/4"	0.90"	1.25"	4.46"	6,000	1.27
P0115-BD22	7/8"	1.02"	1.44"	5.28"	8,000	2.07
P0115-BD25	1"	1.15"	1.69"	5.94"	10,000	2.92

NOTE:
UNTHREADED SHACKLE BODY. MARKED TO THE NEAREST FRACTIONAL TON.

ANCHOR SHACKLE BODY



316-NM STAINLESS STEEL



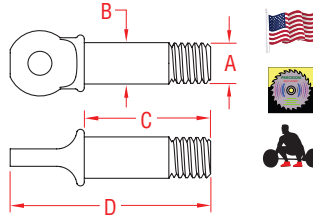
ITEM	A	B	C	D	E	WLL	WT
	(size)					(lb)	(lb)
P0116-BD07	1/4"	0.33"	0.47"	0.78"	1.84"	1,000	0.07
P0116-BD08	5/16"	0.40"	0.53"	0.84"	2.09"	1,300	0.11
P0116-BD10	3/8"	0.46"	0.66"	1.00"	2.49"	1,500	0.20
P0116-BD12	7/16"	0.52"	0.75"	1.16"	2.98"	2,000	0.29
P0116-BD13	1/2"	0.65"	0.81"	1.31"	3.28"	3,000	0.43
P0116-BD16	5/8"	0.77"	1.06"	1.69"	4.19"	4,000	0.88
P0116-BD20	3/4"	0.90"	1.25"	2.00"	4.92"	6,000	1.46
P0116-BD22	7/8"	1.02"	1.44"	2.28"	5.72"	8,000	2.26
P0116-BD25	1"	1.15"	1.69"	2.69"	6.50"	10,000	3.27
P0116-BD32	1-1/4"	1.42"	2.06"	3.33"	7.89"	14,000	6.80

NOTE:
UNTHREADED SHACKLE BODY. MARKED TO THE NEAREST FRACTIONAL TON.

US SHACKLE PIN



MADE IN USA
316-NM STAINLESS STEEL



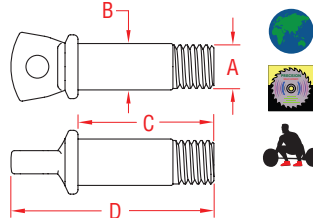
ITEM	SIZE	A	B	C	D	WLL	WT
						(lb)	(lb)
P0116-US07	1/4"	5/16"- 18	0.31"	0.98"	1.55"	1,000	0.03
P0116-US08	5/16"	3/8"- 16	0.38"	1.16"	1.84"	1,300	0.05
P0116-US10	3/8"	7/16"- 14	0.44"	1.43"	2.20"	1,500	0.09
P0116-US12	7/16"	1/2"- 13	0.50"	1.64"	2.50"	2,000	0.12
P0116-US13	1/2"	5/8"- 11	0.63"	1.82"	2.85"	3,000	0.22
P0116-US16	5/8"	3/4"- 10	0.75"	2.33"	3.40"	4,000	0.41
P0116-US20	3/4"	7/8"- 9	0.88"	2.80"	3.87"	6,000	0.61
P0116-US22	7/8"	1"- 8	1.00"	3.21"	4.70"	8,000	0.91
P0116-US25	1"	1-1/8"- 7	1.13"	3.70"	5.35"	10,000	1.37
P0116-US32	1-1/4"	1-3/8"- 6	1.38"	4.54"	6.65"	14,000	2.59

NOTE:
REPLACEMENT PIN. COMPATIBLE WITH CHAIN SHACKLES (S0115-FS, PAGE 5) AND ANCHOR SHACKLES (S0116-FS, PAGE 7).

SHACKLE PIN



IMPORT
316-NM STAINLESS STEEL



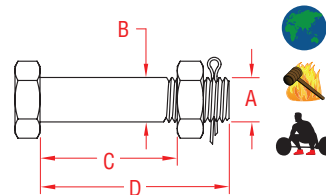
ITEM	SIZE	A	B	C	D	WLL	WT
						(lb)	(lb)
P0116-PN07	1/4"	5/16"- 18	0.31"	0.98"	1.55"	1,000	0.03
P0116-PN08	5/16"	3/8"- 16	0.38"	1.16"	1.84"	1,300	0.05
P0116-PN10	3/8"	7/16"- 14	0.44"	1.43"	2.20"	1,500	0.09
P0116-PN12	7/16"	1/2"- 13	0.50"	1.64"	2.50"	2,000	0.12
P0116-PN13	1/2"	5/8"- 11	0.63"	1.82"	2.85"	3,000	0.22
P0116-PN16	5/8"	3/4"- 10	0.75"	2.33"	3.40"	4,000	0.41
P0116-PN20	3/4"	7/8"- 9	0.88"	2.80"	3.87"	6,000	0.61
P0116-PN22	7/8"	1"- 8	1.00"	3.21"	4.70"	8,000	0.91
P0116-PN25	1"	1-1/8"- 7	1.13"	3.70"	5.35"	10,000	1.37
P0116-PN32	1-1/4"	1-3/8"- 6	1.38"	4.54"	6.65"	14,000	2.59

NOTE:
REPLACEMENT PIN. COMPATIBLE WITH CHAIN SHACKLES (S0115-FS, PAGE 5) AND ANCHOR SHACKLES (S0116-FS, PAGE 7).

SHACKLE BOLT



316-NM STAINLESS STEEL

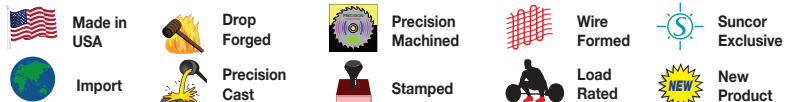


ITEM	SIZE	A	B	C	D	WLL	WT
						(lb)	(lb)
S0116-KT07	1/4"	5/16"- 18	0.31"	0.94"	1.38"	1,000	0.05
S0116-KT08	5/16"	3/8"- 16	0.38"	1.00"	1.56"	1,300	0.07
S0116-KT10	3/8"	7/16"- 14	0.44"	1.38"	2.00"	1,500	0.09
S0116-KT12	7/16"	1/2"- 13	0.50"	1.61"	2.30"	2,000	0.12
S0116-KT13	1/2"	5/8"- 11	0.63"	1.69"	2.50"	3,000	0.18
S0116-KT16	5/8"	3/4"- 10	0.75"	2.13"	3.19"	4,000	0.56
S0116-KT20	3/4"	7/8"- 9	0.88"	2.63"	3.69"	6,000	0.91
S0116-KT22	7/8"	1"- 8	1.00"	3.13"	4.25"	8,000	1.36
S0116-KT25	1"	1-1/8"- 7	1.13"	3.50"	4.69"	10,000	2.11
S0116-KT32	1-1/4"	1-3/8"- 6	1.38"	3.65"	6.40"	14,000	4.12

NOTE:
REPLACEMENT BOLT. COMPATIBLE WITH CHAIN (P0115-BD, ABOVE) & ANCHOR (P0116-BD, ABOVE) SHACKLE BODIES. COTTER PIN AND NUT INCLUDED.



Key:



ORDERS ONLY: 800-394-2222
(USA+CANADA)

All logos, icons, images, measurements and descriptions are the sole property of Suncor Stainless, Inc.
© 2020 Suncor Stainless, Inc.