

Supplemental Fuses

FLM Series

250 V ac • 10x38 (Midget) • Time-Delay • 1/10–30 A



Description

The FLM series 250 V fuses are designed to protect control circuit transformers, solenoids, and other circuits with high in-rush currents. They are also excellent for supplemental protection of small motors. The time-delay design can carry an overload several times the normal load for a short period of time without blowing. The FLM fuses are non-indicating and may be used with an indicating fuse block to identify a blown fuse.

Features & Benefits

FEATURES	BENEFITS
10x38 mm size	Common dimensions used in a variety of applications
Time-delay	Allows for temporary current surge for a short period of time without blowing
Paper body	Cost effective materials provide a lower cost alternative for supplemental circuit protection
POWR-GARD® technology	Ensures quality backup overcurrent protection

Applications

- Control circuit transformers
- Solenoids
- Circuits with high in-rush currents
- Small motors

Supplemental Fuses

FLM Series

Specifications

Voltage Rating	Ac: 250 V Dc: 125 V
Interrupting Ratings	Ac: 10,000 A Dc: 10,000 A Self Certified
Ampere Range	$\frac{1}{10}$ –30 A
Applicable Standards	UL 248-14
Environmental	REACH, RoHS
Material	Body: Paper Cap: Nickel plated bronze
Country of Origin	Mexico
Fuse Weight	.010 lbs (4.54g)

Certification & Compliance

UL	UL Listed (File: E10480)
CSA	CSA Certified (File: LR29862)
CE	EU_DOC-FLM_210323
QPL	MIL-F-15160/9
RoHS	RoHS 2 Directive 2011/65/EU; Directive (EU) 2015/863

Accessories

L60030M series fuse block
LEB/LEX series inline fuse holder
LPSM Touch-safe series fuse holder
571/572 series panel mount fuse holder

Ordering Information

AMPERE	CATALOG NUMBER	PRODUCT MARKING	PACK QUANTITY	ORDERING NUMBER	UPC
$\frac{1}{10}$	FLM.100	FLM $\frac{1}{10}$ A	10	OFLM.100T	07945814011
$\frac{1}{100}$	FLM.125	FLM $\frac{1}{100}$ A	10	OFLM.125T	07945814013
$\frac{3}{10}$	FLM.200	FLM $\frac{3}{10}$ A	10	OFLM.200T	07945814018
$\frac{1}{4}$	FLM.250	FLM $\frac{1}{4}$ A	10	OFLM.250T	07945814019
$\frac{3}{10}$	FLM.300	FLM $\frac{3}{10}$ A	10	OFLM.300T	07945800083
$\frac{3}{10}$	FLM.400	FLM $\frac{3}{10}$ A	10	OFLM.400T	07945814023
$\frac{1}{2}$	FLM.500	FLM $\frac{1}{2}$ A	10	OFLM.500T	07945814024
$\frac{3}{10}$	FLM.600	FLM $\frac{3}{10}$ A	10	OFLM.600T	07945800084
$\frac{3}{10}$	FLM.800	FLM $\frac{3}{10}$ A	10	OFLM.800T	07945800085
1	FLM001	FLM 1A	10	OFLM001.T	07945814031
1 $\frac{1}{8}$	FLM1.12	FLM 1- $\frac{1}{8}$ A	10	OFLM1.12T	07945814032
1 $\frac{1}{4}$	FLM1.25	FLM 1- $\frac{1}{4}$ A	10	OFLM1.25T	07945814034
1 $\frac{1}{10}$	FLM01.4	FLM 1- $\frac{1}{10}$ A	10	OFLM01.4T	07945814036
1 $\frac{1}{2}$	FLM01.5	FLM 1- $\frac{1}{2}$ A	10	OFLM01.5T	07945814037

Supplemental Fuses

FLM Series

Ordering Information

AMPERE	CATALOG NUMBER	PRODUCT MARKING	PACK QUANTITY	ORDERING NUMBER	UPC
1 $\frac{5}{10}$	FLM01.6	FLM 1- $\frac{5}{10}$ A	10	OFLM01.6T	07945814038
1 $\frac{5}{10}$	FLM01.8	FLM 1- $\frac{5}{10}$ A	10	OFLM01.8T	07945814040
2	FLM002	FLM 2A	10	OFLM002.T	07945814041
2 $\frac{1}{4}$	FLM2.25	FLM 2- $\frac{1}{4}$ A	10	OFLM2.25T	07945814042
2 $\frac{1}{2}$	FLM02.5	FLM 2- $\frac{1}{2}$ A	10	OFLM02.5T	07945814043
2 $\frac{5}{10}$	FLM02.8	FLM 2- $\frac{5}{10}$ A	10	OFLM02.8T	07945814046
3	FLM003	FLM 3A	10	OFLM003.T	07945814047
3 $\frac{3}{10}$	FLM03.2	FLM 3- $\frac{3}{10}$ A	10	OFLM03.2T	07945814049
3 $\frac{1}{2}$	FLM03.5	FLM 3- $\frac{1}{2}$ A	10	OFLM03.5T	07945814051
4	FLM004	FLM 4A	10	OFLM004.T	07945814053
4 $\frac{1}{2}$	FLM04.5	FLM 4- $\frac{1}{2}$ A	10	OFLM04.5T	07945814054
5	FLM005	FLM 5A	10	OFLM005.T	07945814055
5 $\frac{5}{10}$	FLM05.6	FLM 5- $\frac{5}{10}$ A	10	OFLM05.6T	07945814056
6	FLM006	FLM 6A	10	OFLM006.T	07945814058
6 $\frac{1}{4}$	FLM6.25	FLM 6- $\frac{1}{4}$ A	10	OFLM6.25T	07945814059
7	FLM007	FLM 7A	10	OFLM007.T	07945814061
8	FLM008	FLM 8A	10	OFLM008.T	07945814063
9	FLM009	FLM 9A	10	OFLM009.T	07945814064
10	FLM010	FLM 10A	10	OFLM010.T	07945814065
12	FLM012	FLM 12A	10	OFLM012.T	07945814066
15	FLM015	FLM 15A	10	OFLM015.T	07945814068
20	FLM020	FLM 20A	10	OFLM020.T	07945814071
25	FLM025	FLM 25A	10	OFLM025.T	07945814072
30	FLM030	FLM 30A	10	OFLM030.T	07945814073

Electrical Specification - Agency Requirements

AMPERAGE RATING	OPENING TIME (MINUTES)		
	100 % OF AMP RATING PER UL	135 % OF AMP RATING PER UL	200 % OF AMP RATING PER UL
$\frac{1}{10}$ –3	Temperature Stabilization	60 Minutes Max	5 Seconds Minimum
3 $\frac{3}{10}$ –30	Temperature Stabilization	60 Minutes Max	12 Seconds Minimum

Electrical Specifications

CATALOG NUMBER	VOLTAGE AC (V)	INTERRUPTING RATING (A)	NOMINAL COLD RESISTANCE (OHMS)	AGENCY APPROVALS			
				UL	CSA	QPL	CE
FLM.100	250	10,000	188.0	•	•	•	•
FLM.125	250	10,000	87.00	•	•	•	•
FLM.200	250	10,000	35.10	•	•	•	•
FLM.250	250	10,000	16.82	•	•	•	•
FLM.300	250	10,000	6.739	•	•	•	•
FLM.400	250	10,000	5.413	•	•	•	•

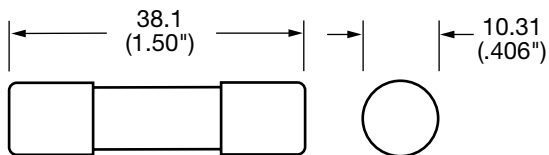
Supplemental Fuses

FLM Series

Electrical Specifications

CATALOG NUMBER	VOLTAGE AC (V)	INTERRUPTING RATING (A)	NOMINAL COLD RESISTANCE (OHMS)	AGENCY APPROVALS			
				UL	CSA	QPL	CE
FLM.500	250	10,000	3.790	•	•	•	•
FLM.600	250	10,000	2.050	•	•	•	•
FLM.800	250	10,000	1.024	•	•	•	•
FLM001	250	10,000	1.024	•	•	•	•
FLM1.12	250	10,000	.6231	•	•	•	•
FLM1.25	250	10,000	.6231	•	•	•	•
FLM01.4	250	10,000	.3950	•	•	•	•
FLM01.5	250	10,000	.3390	•	•	•	•
FLM01.6	250	10,000	.2860	•	•	•	•
FLM01.8	250	10,000	.2530	•	•	•	•
FLM002	250	10,000	.2191	•	•	•	•
FLM2.25	250	10,000	.1840	•	•	•	•
FLM02.5	250	10,000	.1620	•	•	•	•
FLM02.8	250	10,000	.1250	•	•	•	•
FLM003	250	10,000	.1020	•	•	•	•
FLM03.2	250	10,000	.0904	•	•	•	•
FLM03.5	250	10,000	.0735	•	•	•	•
FLM004	250	10,000	.0700	•	•	•	•
FLM04.5	250	10,000	.0561	•	•	•	•
FLM005	250	10,000	.0413	•	•	•	•
FLM05.6	250	10,000	.0326	•	•	•	•
FLM006	250	10,000	.0280	•	•	•	•
FLM6.25	250	10,000	.0277	•	•	•	•
FLM007	250	10,000	.0213	•	•	•	•
FLM008	250	10,000	.0124	•	•	•	•
FLM009	250	10,000	.0106	•	•	•	•
FLM010	250	10,000	.0090	•	•	•	•
FLM012	250	10,000	.0069	•	•	•	•
FLM015	250	10,000	.0053	•	•	•	•
FLM020	250	10,000	.0038	•	•	•	•
FLM025	250	10,000	.0027	•	•	•	•
FLM030	250	10,000	.0022	•	•	•	•

Dimensions Millimeters (inches)

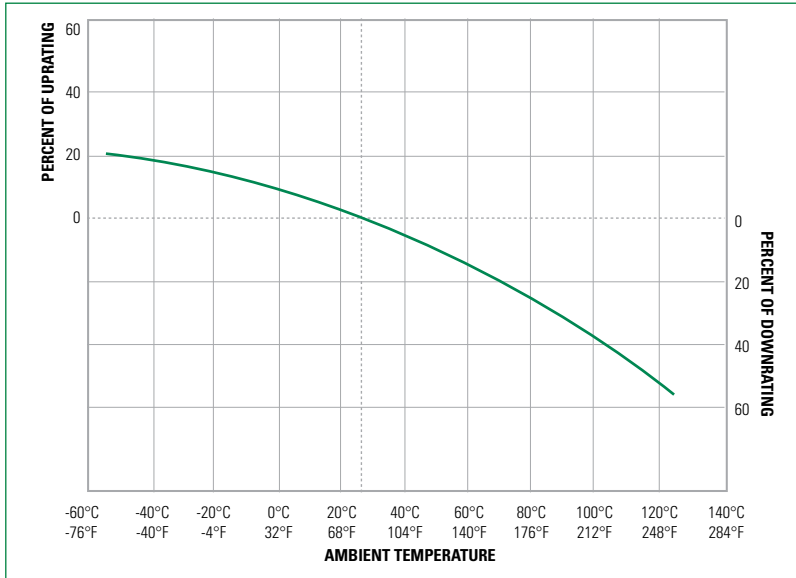


Supplemental Fuses

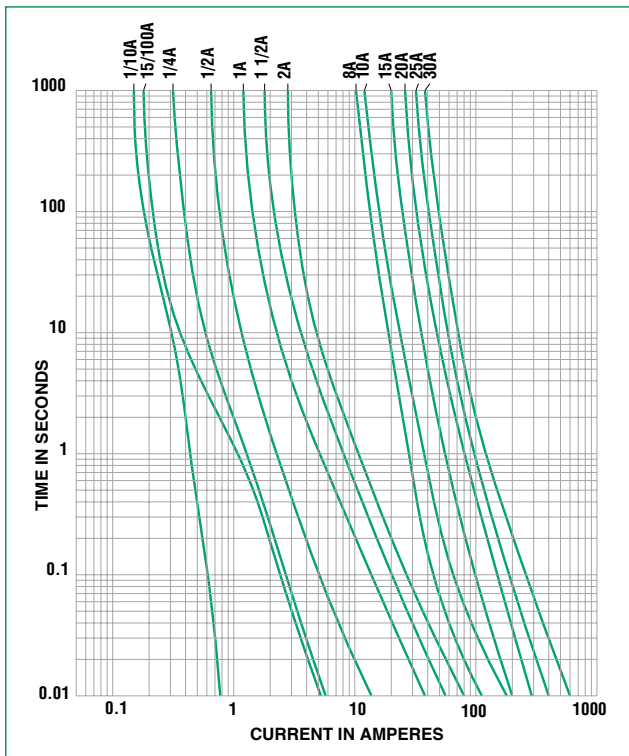
FLM Series

Temperature Derating Curve

Ambient temperature: temperature of air immediately surrounding fuse



Time Current Curves



Disclaimer Notice – Information furnished is believed to be accurate and reliable. However, users should independently evaluate the suitability of and test each product selected for their own applications. Littelfuse products are not designed for, and may not be used in, all applications. Read complete Disclaimer Notice at www.littelfuse.com/product-disclaimer.