

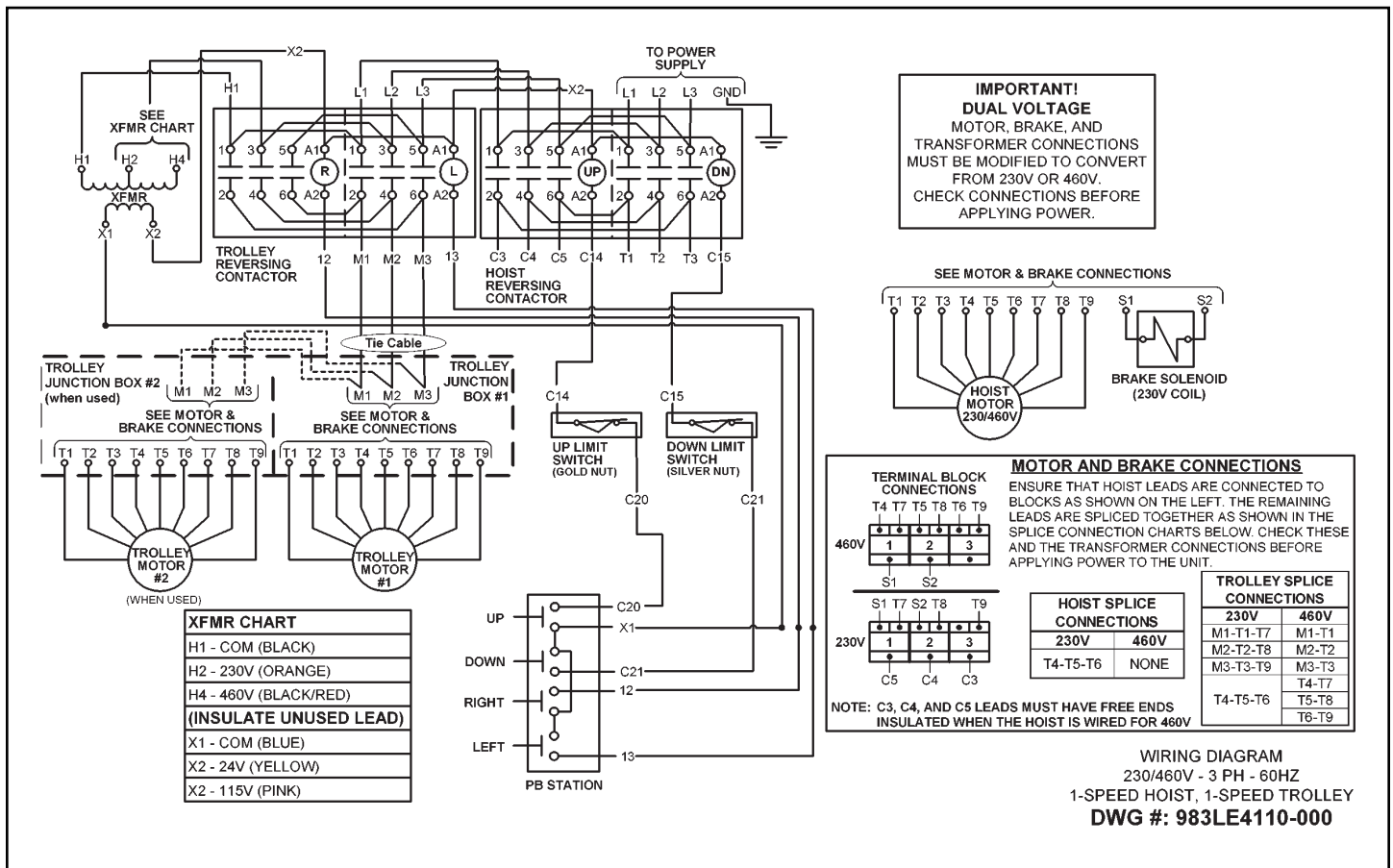
**ECMT & WRMT Hoists with
Motorized Trolley
(Large Frame Hoist)**

**Effective for units with serial numbers beginning with
"EC3F & WR3F".**

**Serial numbers are stamped under the hoist on the motor adapter casting on
WR Models and on the sheave housing on the EC Models.**

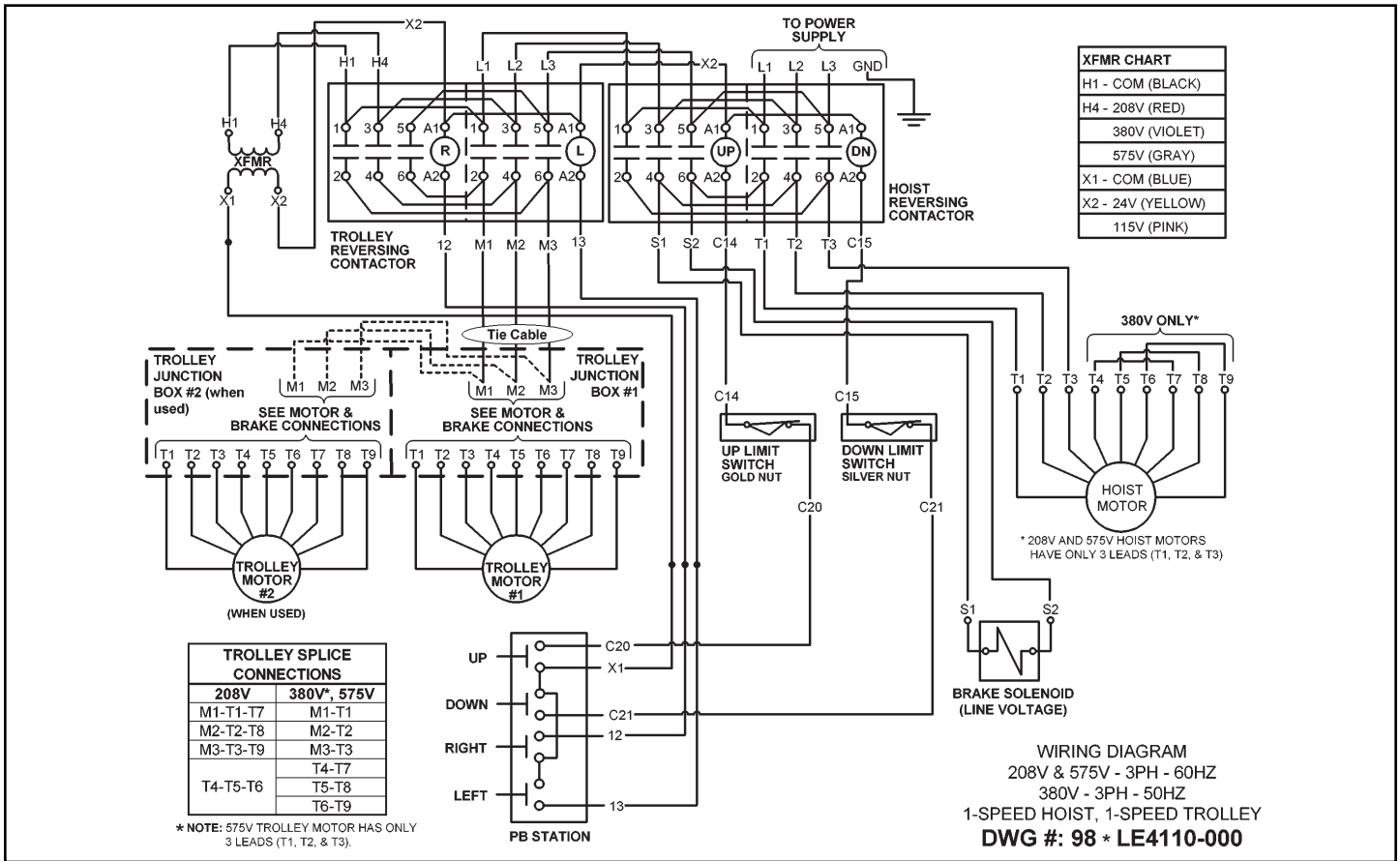
**Changes have been made on the electrical controls that affect the control
components, motors and wiring diagrams. Please refer to the following pages
for reference in regards to these changes.**

**Wiring
Diagrams**

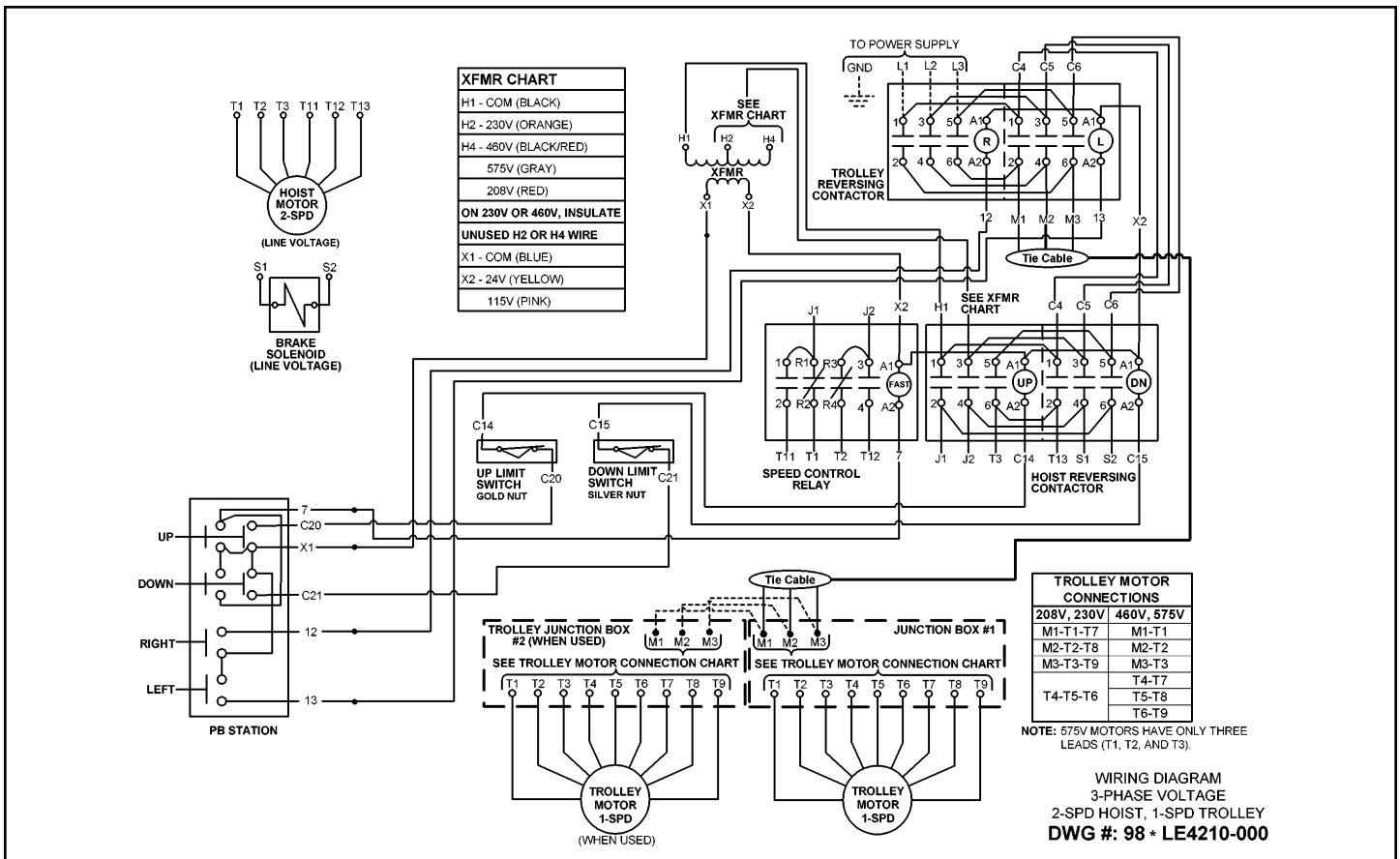


1-Speed Hoist with 1-Speed Trolley, 230/460V Models

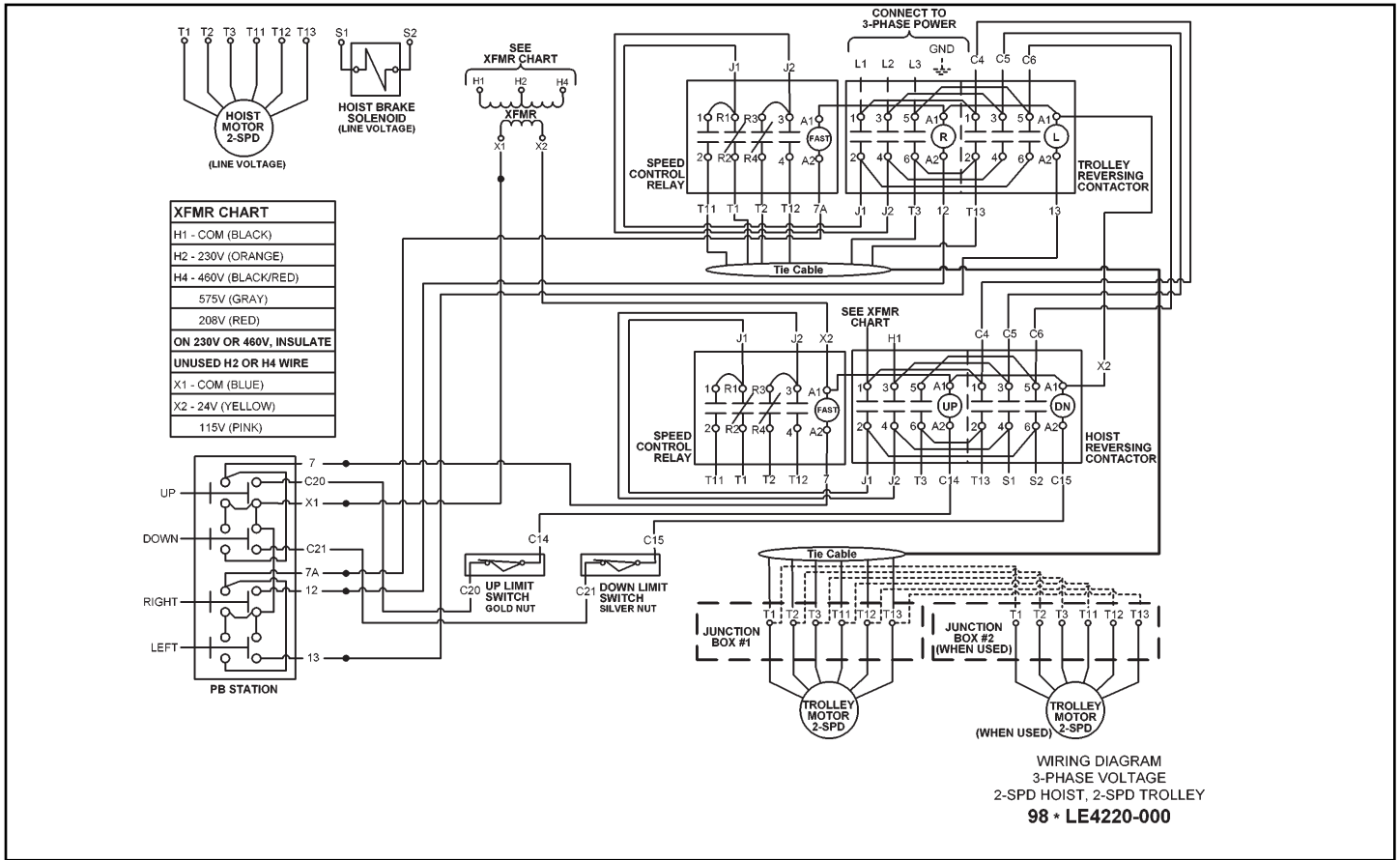
WIRING DIAGRAM
230/460V - 3 PH - 60HZ
1-SPEED HOIST, 1-SPEED TROLLEY
DWG #: 983LE4110-000



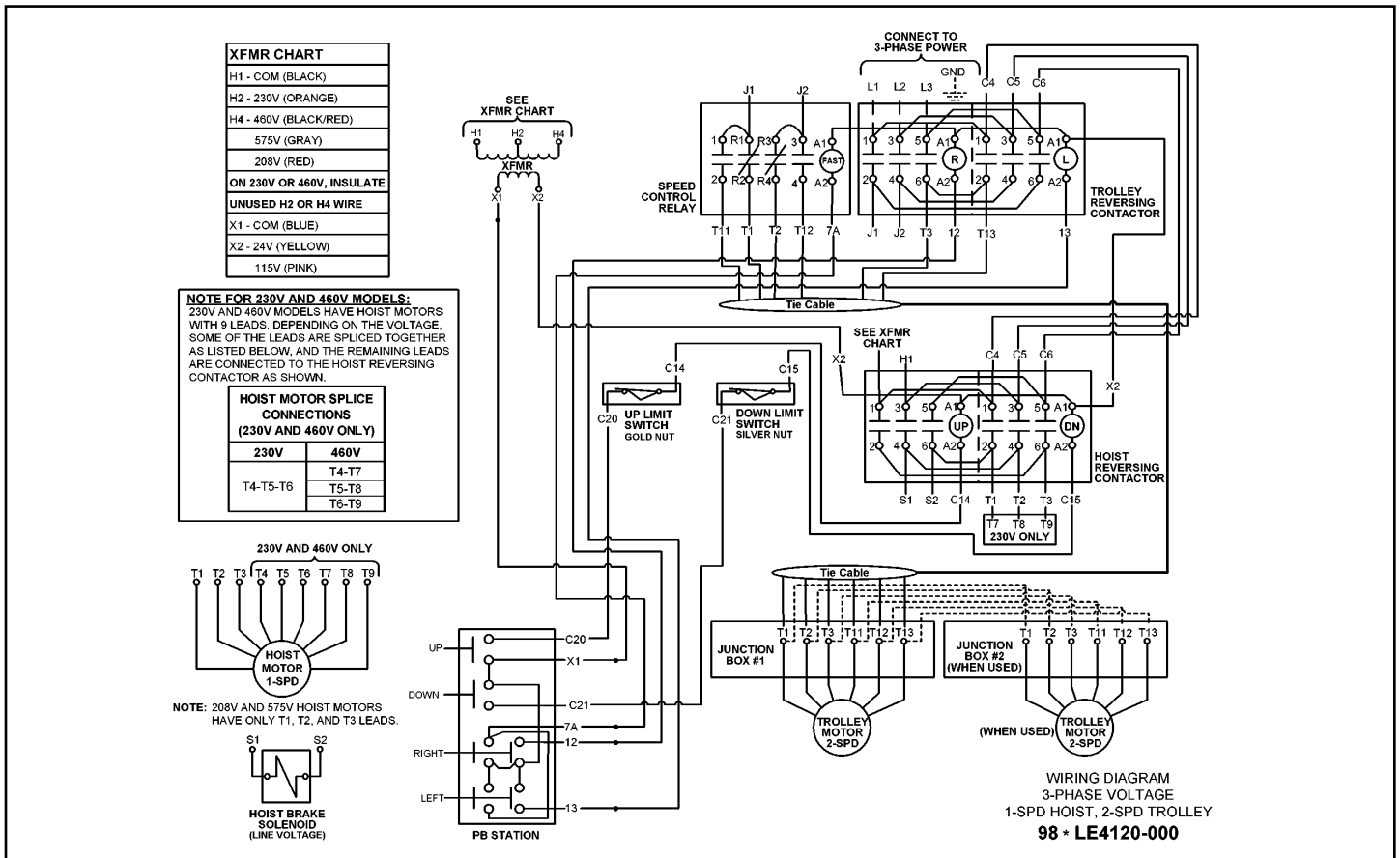
1-Speed Hoist with 1-Speed Trolley; 208V, 380V & 575V Models



2-Speed Hoist with 1-Speed Trolley; 208V, 230V, 460V & 575V Models

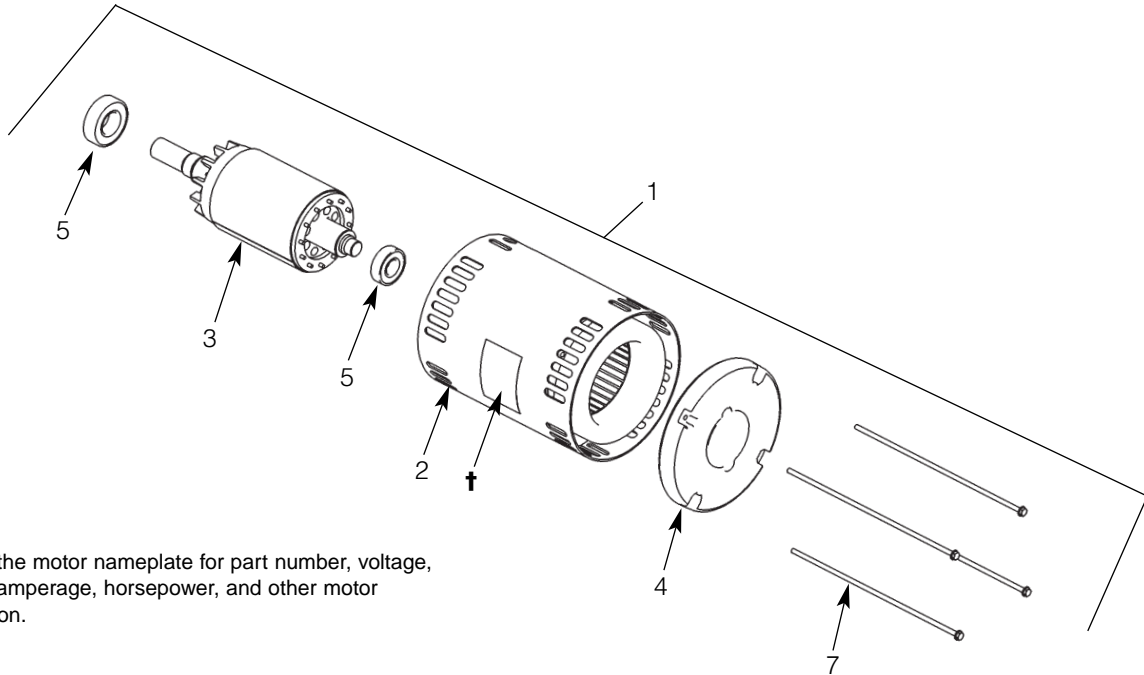


2-Speed Hoist with 2-Speed Trolley; 208V, 230V, 460V & 575V Models



1-Speed Hoist with 2-Speed Trolley; 208V, 230V, 460V & 575V Models

Hoist Motor 1-Speed, 3-Phase



† Refer to the motor nameplate for part number, voltage, full load amperage, horsepower, and other motor information.

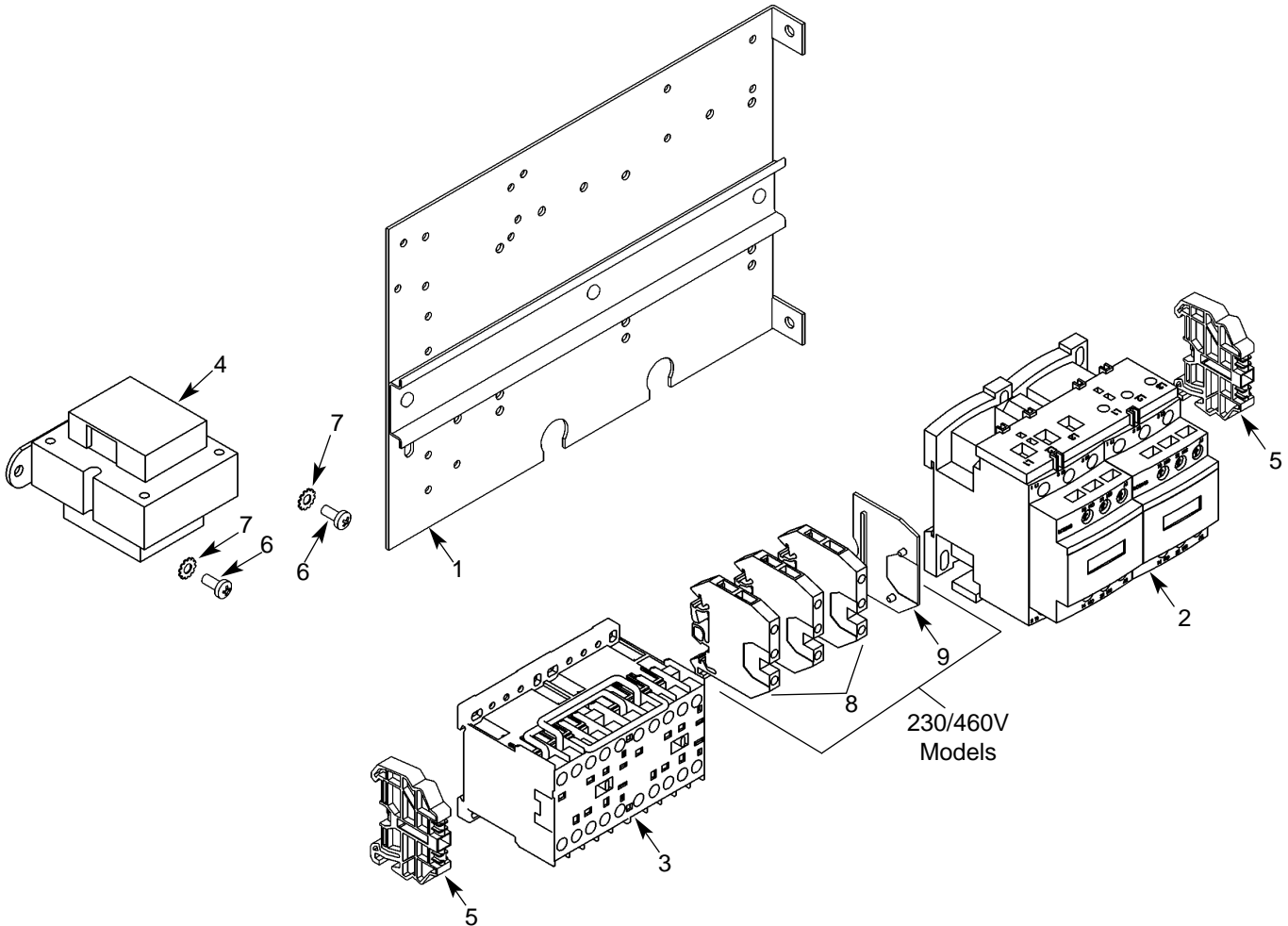
Parts List for Hoist Motor 1-Speed, 3-Phase

Ref. No.	Description	Part No.	Qty.	Ref. No.	Description	Part No.	Qty.
1	Hoist Motor			2	Stator Assembly	*	1
	2 hp, 230/460V-3Ph-60Hz	863J601B	1	3	Rotor Assembly	*	1
	3 hp, 230/460V-3Ph-60Hz	863J602B	1	4	End Shield	**	1
	2 hp, 575V-3Ph-60Hz	863J603B	1	5	Rear Bearing	**	2
	3 hp, 575V-3Ph-60Hz	863J604B	1	6	Front Bearing	**	1
	2 hp, 208V-3Ph-60Hz	863J605B	1	7	Thru Bolt	HA3101A38	4
	3 hp, 208V-3Ph-60Hz	863J606B	1				
	1.67 hp, 380V-3Ph-50Hz	863J601B	1				
	2.5 hp, 380V-3Ph-50Hz	863J602B	1				

* Not available as an individual part.

** Consult Factory.

Electrical Parts 1-Speed, 1-Speed Models



Parts List for Electrical Parts for 1-Speed, 1-Speed Models

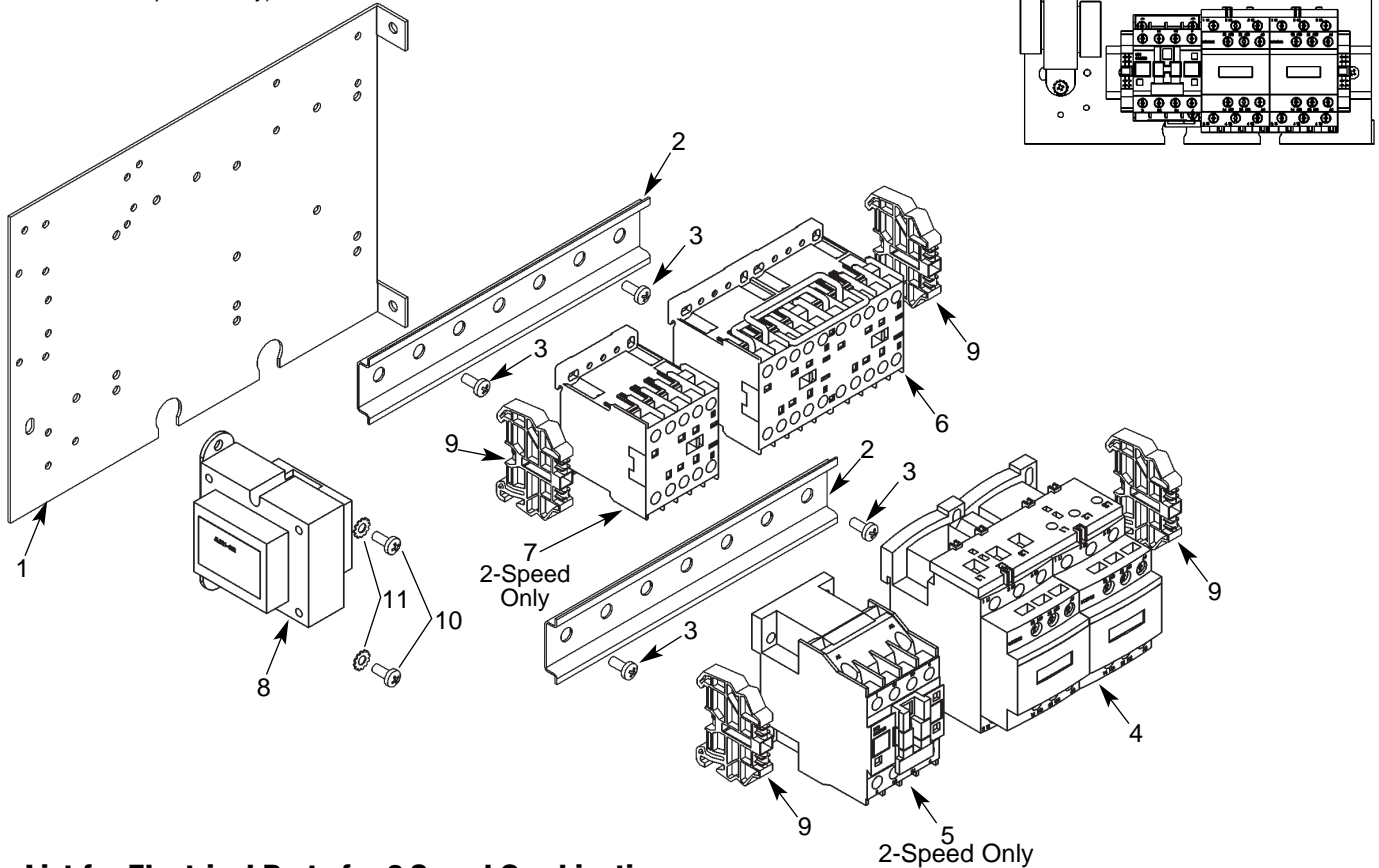
Ref. No.	Description	Part No.	Qty.	Ref. No.	Description	Part No.	Qty.
1	Panel Plate	257JG203	1	5	End Clamp	909J13	2
2	Hoist Reversing Contactor*			6	8-32UNC X 5/16" Screw	H2751	2
	24V Coil	25943	1	7	#8 External-tooth lockwasher	H4158	2
	115V Coil	24729	1	8	Terminal Blocks, 230/460V	909J14	3
3	Trolley Reversing Contactor*			9	End Plate, 230/460V	909J15	1
	24V Coil	28860	1	△	Tie Cable	955JG46	1
	115V Coil	24799	1		(Connects to trolley motor)		
4	Transformer*						
	Pri.: 230/460V, Sec.: 24V	821J432	1				
	Pri.: 230/460V, Sec.: 115V	821J431	1				
	Pri.: 575V, Sec.: 24V	821J452	1				
	Pri.: 575V, Sec.: 115V	821J451	1				
	Pri.: 208V, Sec.: 24V	821J472	1				
	Pri.: 208V, Sec.: 115V	821J471	1				
	Pri.: 380V, Sec.: 24V	821J482	1				
	Pri.: 380V, Sec.: 115V	821J481	1				

* Coil voltage of the contactor and the secondary voltage of the transformer are the same. This is referred to as the control voltage. Standard units are supplied with 24V Control.

△ Not Shown

Electrical Parts 2-Speed Combinations

NOTE: Units that have a 2-speed hoist and/or a 2-speed trolley have the controls mounted on two pieces of DIN rail. The diagram shows the panel with the maximum number of components (2-speed hoist and 2-speed trolley).



Parts List for Electrical Parts for 2-Speed Combinations

Ref. No.	Description	Part No.	Qty.	Ref. No.	Description	Part No.	Qty.
1	Panel Plate	257J200	1	8	Transformer*		
2	DIN Rail	258J2000H	per ft		Pri.: 230/460V, Sec.: 24V	821J432	1
3	10-32UNF X 3/8" Screw	H2755	4		Pri.: 230/460V, Sec.: 115V	821J431	1
4	Hoist Reversing Contactor*				Pri.: 575V, Sec.: 24V	821J452	1
	24V Coil	25943	1		Pri.: 575V, Sec.: 115V	821J451	1
	115V Coil	24729	1		Pri.: 208V, Sec.: 24V	821J472	1
5	Hoist Speed Control Relay*				Pri.: 208V, Sec.: 115V	821J471	1
	24V Coil	28885	1		Pri.: 380V, Sec.: 24V	821J482	1
	115V Coil	28879	1		Pri.: 380V, Sec.: 115V	821J481	1
6	Trolley Reversing Contactor*			9	End Clamp	909J13	4
	24V Coil	28860	1	10	8-32UNC X 5/16" Screw	H2751	2
	115V Coil	24799	1	11	#8 External-tooth lockwasher	H4158	2
7	Trolley Speed Control Relay*			△	Tie Cable		
	24V Coil	28878	1		(Control Box to Trolley Motor)		
	115V Coil	28870	1		1-Speed Trolley	955JG46	1
					2-Speed Trolley	955JG46-1	1

* Coil voltage of the contactor and the secondary voltage of the transformer are the same. This is referred to as the control voltage. Standard units are supplied with 24V Control.

△ Not Shown